

GENDER DIFFERENCES

AT CRITICAL TRANSITIONS IN THE CAREERS OF SCIENCE,
ENGINEERING, AND MATHEMATICS FACULTY



S U M M A R Y

NATIONAL RESEARCH COUNCIL
OF THE NATIONAL ACADEMIES



COMMITTEE ON GENDER DIFFERENCES IN CAREERS OF SCIENCE, ENGINEERING, AND MATHEMATICS FACULTY

CLAUDE R. CANIZARES, (NAS) *Co-Chair*, Vice President for Research and Associate Provost and Bruno Rossi Professor of Experimental Physics, Massachusetts Institute of Technology

SALLY E. SHAYWITZ, (IOM) *Co-Chair*, Audrey G. Ratner Professor in Learning Development and Co-Director, Yale Center for Dyslexia and Creativity, School of Medicine, Yale University

LINDA ABRIOLA, (NAE) Dean of Engineering, Tufts University

JANE BUIKSTRA, (NAS) Regents' Professor, Arizona State University School of Human Evolution and Social Change

ALICIA CARRIQUIRY, Professor of Statistics, Iowa State University

RONALD EHRENBERG, Director, Cornell Higher Education Research Institute and Irving M. Ives Professor of Industrial and Labor Relations and Economics, Cornell University

JOAN GIRGUS, Professor of Psychology and Special Assistant to the Dean of the Faculty, Princeton University

ARLEEN A. LEIBOWITZ, Professor of Public Policy, School of Public Affairs, University of California at Los Angeles

THOMAS N. TAYLOR, (NAS) Distinguished Professor, Department of Ecology and Evolutionary Biology and Biodiversity Research Institute, University of Kansas

LILIAN WU, Program Executive, Global University Relations, IBM Technology Strategy and Innovation

PRINCIPAL PROJECT STAFF

CATHERINE DIDION, Study Director (from September 1, 2007)

PETER HENDERSON, Study Director (from October 15, 2005 until August 31, 2007)

JONG-ON HAHM, Study Director (through October 14, 2005)

CONSTANCE F. CITRO, Director, Committee on National Statistics

MICHAEL L. COHEN, Senior Program Officer

JOHN SISLIN, Program Officer





SUMMARY

The 1999 report, *A Study on the Status of Women Faculty in Science at MIT*, created a new level of awareness of the special challenges faced by female faculty in the sciences. Although not the first examination of the treatment of female faculty, this report marked an important historical moment, igniting interest in the difficulties experienced by many women, particularly those at the higher levels of academia. Since the release of the Massachusetts Institute of Technology report, many other institutions have studied equity issues regarding their faculty, and several have publicly pledged to use their resources to correct identified disparities. Although academic departments, institutions, professional societies, and others have paid more attention to the topic in the past 10 years, some experts are concerned that remedial actions have approached a plateau.

Unquestionably, women's participation in academic science and engineering (S&E) has increased over the past few decades. In the 10 years prior to the start of this study, the number of women receiving Ph.D.s in science and engineering increased from 31.7 percent (in 1996) to 37.7 percent (in 2005). The percentage of women among doctoral scientists and engineers employed full-time, while still small, rose from 17 percent in 1995 to 22 percent in 2003. However, women continued to be underrepresented among academic faculty relative to the number receiving S&E degrees. In 2003, women comprised between 18 and 45 percent of assistant professors in S&E and between 6 and 29 percent of associate and full professors.

In 2002, Senator Ron Wyden (D-Oregon) of the Subcommittee on Science, Technology and Space of the

U.S. Senate Committee on Commerce, Science and Transportation, convened three hearings on the subject of women studying and working in science, mathematics, and engineering. Soon after, Congress directed the National Science Foundation (NSF) to contract with the National Academies for a study assessing gender differences in the careers of science and engineering faculty, based on both existing and new data. The study committee was given the following charge:

Assess gender differences in the careers of science, engineering, and mathematics faculty, focusing on four-year institutions of higher education that award bachelor's and graduate degrees. The study will build on the Academy's previous work and examine issues such as faculty hiring, promotion, tenure, and allocation of institutional resources including (but not limited to) laboratory space.

The committee interpreted its charge to imply three tasks: (1) update earlier analyses, (2) identify and assess current gender differences, and (3) recommend methods for expanding knowledge about gender in academic careers in science and engineering. It developed a series of guiding research questions in three key areas to organize its investigation: (1) academic hiring, (2) institutional resources and climate, and (3) tenure and promotion.

The committee also limited its exploration of science and engineering to the natural sciences and engineering, defined here as the physical sciences (including astronomy, chemistry, and physics); earth, atmospheric, and ocean sciences; mathematics and computer science; biological and agricultural sciences; and engineering (in all its forms).



FACULTY AND DEPARTMENTAL SURVEYS

Recognizing at the outset the need for new data, the committee conducted two national surveys in 2004 and 2005 of faculty and academic departments in six science and engineering disciplines: biology, chemistry, civil engineering, electrical engineering, mathematics, and physics. The first survey of almost 500 departments focused on hiring, tenure, and promotion processes, while the second survey gathered career-related information from more than 1,800 faculty. Together the surveys addressed departmental characteristics, hiring, tenure, promotion, faculty demographics, employment experiences, and types of institutional support received. In addition to results from the surveys, the committee heard expert testimony, examined data from NSF, the National Center for Education Statistics (NCES), and professional societies, and reviewed the results of individual university studies and research publications.

As it would be impossible to survey all “science, engineering, and mathematics faculty at four-year institutions of higher education,” the committee limited the scope of the surveys in four important ways. These limitations must be kept in mind in the interpretation of the survey results:

1. The data present a snapshot in time (2004 and 2005), not a longitudinal view.
2. Six disciplines are examined: biology, chemistry, civil engineering, electrical engineering, mathematics, and physics.
3. Institutions are limited to major research universities, referred to as Research I or research-intensive (RI) institutions.
4. Only full-time, regularly appointed professorial faculty who are either tenure eligible or tenured are included.


In other words, except in its review of historical data and existing research, the report does not examine gender differences outside of the six disciplines covered in the surveys or at institutions other than RI institutions. It also does not examine the careers of instructors, lecturers, postdocs, adjunct faculty, clinical faculty, or research faculty, who may experience very different career paths.

Many of the “whys” of the findings included here are buried in factors that the committee was unable to explore. We do not know, for example, what happens to the significant percentage of female Ph.D.s in science and engineering who do not apply for regular faculty positions at RI institutions, or what happens to women faculty members who are hired and subsequently leave the university. And we know little about female full professors and what gender differences might exist at this stage of their careers.

We do know that there are many unexplored factors that play a significant role in women’s academic careers, including the constraints of dual careers; access to quality child care; individuals’ perceptions regarding professional recognition and career satisfaction; and other quality-of-life issues. In particular, the report does not explore the impact of children and family obligations (including elder care) or the duration of post-doctoral positions on women’s willingness to pursue faculty positions in RI institutions.

COMPARISONS TO OTHER NATIONAL ACADEMIES’ REPORTS

This report does not exist in isolation. The committee has benefited greatly from three other National Academies’ reports on women in academic science and engineering.



In 2001 the Committee on Women in Science and Engineering (CWSE) published *From Scarcity to Visibility: Gender Differences in the Careers of Doctoral Scientists and Engineers*, a statistical analysis of the career progression of matched cohorts of men and women Ph.D.s from 1973 to 1995. The 2005 CWSE report, *To Recruit and Advance: Women Students and Faculty in U.S. Science and Engineering*, identifies the strategies that higher education institutions have employed to achieve gender inclusiveness, based on case studies of four successful universities.

A third report, *Beyond Bias and Barriers: Fulfilling the Potential of Women in Academic Science and Engineering*, was released in 2006 under the aegis of the Committee on Science, Engineering, and Public Policy (COSEPUP). The study committee was charged to “review and assess the research on sex and gender issues in science and engineering, including innate differences in cognition, implicit bias, and faculty diversity” and “provide recommendations. . . on the best ways to maximize the potential of women science and engineering researchers.” The committee considered all fields of science and engineering (including the social sciences) in a broad range of academic institutions, relying primarily on existing data and the experience and expertise of committee members. Its report provides broad policy recommendations for changes at higher education institutions.

In contrast, the current report examines new information on the career patterns of men and women faculty at RI institutions—with particular focus on key transition points that are under the control of the institutions. The findings and recommendations here are based primarily on the data from our two surveys, which were not available to the COSEPUP committee.

Like the COSEPUP committee, this committee found evidence of the overall loss of women’s participation in academia. That loss is most apparent in the smaller fraction of women who apply for faculty positions and

in the attrition of women assistant professors before tenure consideration. Unfortunately, our surveys do not shed light on why women fail to apply for faculty positions or why they may leave academia between these critical transition points—underscoring the fact that our work is not done.

Our survey findings do indicate that, at many critical transition points in their academic careers (e.g., hiring for tenure-track and tenured positions and promotions), women appear to have fared as well as or better than men in the disciplines and type of institutions (RI) studied, and that they have had comparable access to many types of institutional resources (e.g., start-up packages, lab space, and research assistants). These findings are in contrast to the COSEPUP committee’s general conclusions that “women who are interested in science and engineering careers are lost at every educational transition” and that “evaluation criteria contain arbitrary and subjective components that disadvantage women.”

After providing a brief overview of the Status of Women in Academic Science and Engineering in 2004 and 2005, the report presents the results of the survey findings in the three areas: Academic Hiring, Climate, Institutional Resources, Professional Activities, and Outcomes, and Tenure and Promotion. Finally, the report provides an overall summary of key findings and recommendations, including questions for future research.

KEY FINDINGS

The surveys of academic departments and faculty have yielded interesting and sometimes surprising findings. For the most part, men and women faculty in science, engineering, and mathematics have enjoyed comparable opportunities within the university, and gender does not appear to have been a factor in a number of important career transitions and outcomes. The find-




TABLE S-1 Representation of Women in Faculty Positions at Research I Institutions by Rank and Field (percent), 1995-2003

	ASSISTANT PROFESSOR					ASSOCIATE PROFESSOR					FULL PROFESSOR				
	1995	1997	1999	2001	2003	1995	1997	1999	2001	2003	1995	1997	1999	2001	2003
Agriculture	17.8	18.6	19.6	18.1	27.2	12.7	12.5	10.7	17.6	13.9	4.9	5.2	6.1	6.6	8.0
Biology	35.6	38.2	36.0	37.0	38.8	26.0	24.3	26.3	30.2	31.2	14.0	14.7	15.8	18.0	20.8
Engineering	14.2	12.7	12.8	14.8	16.6	4.8	6.4	9.6	9.3	11.7	1.8	1.4	2.3	2.7	3.8
Health Sciences	69.1	66.9	64.0	64.7	66.5	65.6	65.1	64.9	64.5	59.1	35.1	38.9	45.3	48.0	59.0
Mathematics	18.7	22.0	26.5	25.2	26.6	10.4	14.4	14.9	15.8	16.3	7.6	5.9	9.9	10.0	9.7
Physics	25.1	25.6	24.6	25.4	24.1	9.5	13.4	14.8	16.7	19.5	4.3	4.6	5.9	6.8	7.6

SOURCE: National Science Foundation, Survey of Doctorate Recipients, 1995-2003. Tabulated by the National Research Council.

ings below provide key insights on gender differences in Academic Hiring, Climate, Institutional Resources, Professional Activities, and Outcomes, and Tenure and Promotion. Complete findings in each of these areas can be found at the end of the relevant chapter and are summarized in the final chapter of the report.

As a foundation for understanding the survey findings, it is important to remember that although women represent an increasing share of science, mathematics, and engineering faculty, they continue to be underrepresented in many of those disciplines. While the percent of women among faculty in scientific and engineering overall increased significantly from 1995 through 2003, the degree of representation varied substantially by discipline, and there remained disciplines where the percentage of women was significantly lower than the percentage of men. Table S-1 shows the percent of women faculty in selected scientific and engineering disciplines during this time period at the assistant, associate, and full professor levels.

In 2003, women comprised 20 percent of the full-time employed S&E workforce and had slowly gained ground compared to men in the full-time academic workforce;

by 2003, they represented about 25 percent of academics. Women’s representation in the academic workforce, of course, varied by discipline: in the health sciences, women were the majority of full-time, employed doctorates, while in engineering they were less than 10 percent. The greatest concentration of women among full-time academics was at medical schools; the lowest was at Research II institutions.

ACADEMIC HIRING

The findings on academic hiring suggest that many women fared well in the hiring process at Research I institutions, which contradicts some commonly held perceptions of research-intensive universities. If women applied for positions at Research I institutions, they had a better chance of being interviewed and receiving offers than male job candidates had. Many departments at Research I institutions, both public and private, have made an effort to increase the numbers and percentages of female faculty in science, engineering, and mathematics. Having women play a visible role in the hiring process, for example, has clearly made a difference. Un-






TABLE S-2 Transitions from Ph.D. to Tenure-Track Positions by Field at the Research I Institutions Surveyed (percent)

	DOCTORAL POOL	POOLS FOR TENURE-TRACK POSITIONS		
	Percent women Ph.D.s (1999-2003)	Mean percent of applicants who are women	Mean percent of applicants invited to interview who are women	Mean percent of first offers that go to women
Biology	45	26	28	34
Chemistry	32	18	25	29
Civil Engineering	18	16	30	32
Electrical Engineering	12	11	19	32
Mathematics	25	20	28	32
Physics	14	12	19	20

SOURCE: Survey of departments carried out by the Committee on Gender Differences in Careers of Science, Engineering, and Mathematics Faculty; Ph.D. data is from NSF, WebCASPAR.

fortunately, women continue to be underrepresented in the applicant pool, relative to their representation among the pool of recent Ph.D.s. Institutions may not have effective recruitment plans, as departmental efforts targeted at women were not strong predictors in these surveys of an increased percentage of women applicants.

1. Women accounted for about 17 percent of applications for both tenure-track and tenured positions in the departments surveyed. In each of the six disciplines, the percentage of applications from women for tenure-track positions was lower than the percentage of Ph.D.s awarded to women.

Table S-2 shows the percentage of women in the pool at each of several key transition points in academic careers: award of Ph.D., application for position, interview, and job offer. Although there was wide variation by field and department in the number and percentage of female applicants for faculty positions, the percentage of applications from women in each discipline was lower than the percentage of doctoral degrees awarded to women. This was particularly the case in chemistry and biology, the two disciplines in the study with the


highest percentage of female Ph.D.s. The mean percentage of female applicants for tenure-track positions in chemistry was 18 percent, but women earned 32 percent of the Ph.D.s in chemistry from Research I institutions from 1999-2003. Biology (26 percent in the tenure-track pool and 45 percent in the doctoral pool) also showed a significant difference.

The fields with lower percentages of women in the Ph.D. pool had a higher propensity for those women to apply. Electrical engineering (11 percent in the tenure-track pool and 12 percent in the doctoral pool), mathematics, and physics, for example, had modest decreases in the applicant pool.

The percentage of applicant pools that included at least one woman was substantially higher than would be expected by chance. However, there were no female applicants (only men applied) for 32 (6 percent) of the available tenure-track positions and 16 (16.5 percent) of the tenured positions.

2. The percentage of women who were interviewed for tenure-track or tenured positions was higher than the percentage of women who applied.





For each of the six disciplines in this study the mean percentage of females interviewed for tenure-track and tenured positions exceeded the mean percentage of female applicants. For example, the female applicant pool for tenure-track positions in electrical engineering was 11 percent, and the corresponding interview pool was 19 percent.

3. The percentage of women who received the first job offer was higher than the percentage who were invited to interview.

For all disciplines the percentage of tenure-track women who received the first job offer was greater than the percentage in the interview pool. For example, women were 19 percent of the interview pool for tenure-track electrical engineering positions and received 32 percent of the first offers. This finding was also true for tenured positions with the notable exception of biology, where the interview pool was 33 percent female and women received 22 percent of the first job offers.

4. Most institutional and departmental strategies for increasing the percentage of women in the applicant pool were not effective as they were not strong predictors of the percentage of women applying. The percentage of women on the search committee and whether a woman chaired the search, however, did have a significant effect on recruiting women.

Departments have not generally been aggressive in using special strategies to increase the gender diversity of the applicant pool. Most of the policy steps proposed to increase the percentage of women in the applicant pool (such as targeted advertising, recruiting at conferences, and contacting colleagues at other institutions) were done in isolation, with almost two-thirds of the departments in our sample reporting that they took either no steps or only one step to increase the gender diversity of the applicant pool.


It appears that women were more likely to apply for a position if a woman chaired the search committee. The percentage of females on the search committee and whether a woman chaired the committee were both significantly and positively associated with the proportion of women in the applicant pool.

PROFESSIONAL ACTIVITIES, CLIMATE, INSTITUTIONAL RESOURCES, AND OUTCOMES

The survey findings with regard to climate and resources demonstrate two critical points. First, discipline matters, as indicated by the difference in the amount of grant funding held by men and women faculty in biology, but not in other disciplines. Second, institutions have been doing well in addressing most of the aspects of climate that they can control, such as start-up packages and reduced teaching loads. Where the challenge may remain is in the climate at the departmental level. Interaction and collegial engagement with one's colleagues is an important part of scientific discovery and collaboration, and here women faculty were not as connected.

5. Male and female faculty appeared to have similar access to many kinds of institutional resources, although there were some resources for which male faculty seemed to have an advantage.

Survey data revealed a great deal of similarity between the professional lives of male and female faculty. In general, men and women spent similar proportions of their time on teaching, research, and service; male faculty spent 41.4 percent of their time on teaching, while female faculty spent 42.6 percent. Male and female faculty members reported comparable access to most institutional resources, including start-up packages, initial reduced teaching loads, travel funds, summer salary, and supervision of similar numbers of research assistants and postdocs.



Men appeared to have greater access to equipment needed for research and to clerical support. At first glance, men seemed to have more lab space than women, but this difference disappeared once other factors such as discipline and faculty rank were accounted for.

6. Female faculty reported that they were less likely to engage in conversation with their colleagues on a wide range of professional topics.

There were no differences between male and female faculty on two of our measures of inclusion: chairing committees (39 percent for men and 34 percent for women) and being part of a research team (62 percent for men and 65 percent for women). And although women reported that they were more likely to have mentors than men (57 percent for tenure-track female faculty compared to 49 percent for men), they were less likely to engage in conversation with their colleagues on a wide range of professional topics, including research, salary, and benefits (and, to some extent, interaction with other faculty members and departmental climate). This distance may prevent women from accessing important information and may make them feel less included and more marginalized in their professional lives. The male and female faculty surveyed did not differ in their reports of discussions with colleagues on teaching, funding, interaction with administration, and personal life.

7. There is little evidence across the six disciplines that men and women have exhibited different outcomes on most key measures (including publications, grant funding, nominations for international and national honors and awards, salary, and offers of positions in other institutions). The exception is publications, where men had published more than women in five of the six disciplines. On all measures, there were significant differences among disciplines.

Overall, male faculty published marginally more refereed articles and papers in the past 3 years than female faculty, except in electrical engineering, where the reverse was true. Men published significantly more papers than women in chemistry (men: 15.8; women: 9.4) and mathematics (men: 12.4; women: 10.4). In electrical engineering, women published marginally more papers than men (men: 5.8; women: 7.5). The differences in the number of publications between men and women were not significant in biology, civil engineering, and physics.

There were no significant gender differences in the probability that male or female faculty would have grant funding, i.e., be a principal investigator or co-principal investigator on a grant proposal. Male faculty had significantly more research funding than female faculty in biology; the differences were not significant in the other disciplines.

Female assistant professors who had a mentor had a higher probability of receiving grants than those who did not have a mentor. In chemistry, female assistant professors with mentors had a 95 percent probability of having grant funding compared to 77 percent for those women without mentors. Over all six fields surveyed female assistant professors with no mentors had a 68 percent probability of having grant funding compared to 93 percent of women with mentors. This contrasts with the pattern for male assistant professors; those with no mentor had an 86 percent probability of having grant funding compared to 83 percent for those with mentors.

Male and female faculty were equally likely to be nominated for international and national honors and awards, although the results varied significantly by discipline. Gender was a significant determinant of salary among full professors; male full professors made, on average, about 8 percent more than females, once we controlled for discipline. At the associate and assistant professor ranks, the differences in salaries of men and women faculty disappeared.



TENURE AND PROMOTION

The findings related to tenure and promotion indicate the importance of addressing the retention of women faculty in the early stages of their academy careers; not as many were considered for tenure as would be expected, based on the number of women assistant professors. Retention was particularly problematic given the increased duration of time in rank for all faculty. Both male and female faculty utilized stopping-the-tenure-clock policies—spending a longer time in the uncertainty of securing tenure—but women used these policies more. Women faculty who did come up for tenure were as successful or more successful than men, so one of the most important challenges may be in increasing the pool of women faculty who make it to that point.

8. In every field, women were underrepresented among candidates for tenure relative to the number of female assistant professors. Most strikingly, women were most likely to be underrepresented in the fields in which they accounted for the largest share of the faculty—biology and chemistry.

In biology and chemistry, the differences were statistically significant. In biology, 27 percent of the faculty considered for tenure were women, while women represented 36 percent of the assistant professor pool. In chemistry those numbers were 15 percent and 22 percent, respectively. This difference may suggest that female assistant professors were more likely than men to leave before being considered for tenure. It might also reflect the increased hiring of female assistant professors in recent years (compared with hiring 6 to 8 years ago).

9. Women were more likely than men to receive tenure when they came up for tenure review.

In each of the six fields surveyed, women were tenured at the same or a higher rate than men (an overall aver-

age of 92 percent for women and 87 percent for men). It appears that women were more likely to be promoted when there was a smaller percentage of females among the tenure-track faculty. Discipline, stop-the-tenure-clock policies, and departmental size were not associated with the probability of a positive tenure decision for either male or female faculty members who were considered for tenure. Both male and female assistant professors were significantly more likely to receive tenure at public institutions (92 percent) than at private institutions (85 percent).


10. No significant gender disparity existed at the stage of promotion to full professor.

For the six disciplines surveyed, 90 percent of the men and 88 percent of the women proposed for full professorship were promoted—a difference that was not statistically significant, after accounting for other potentially important factors such as disciplinary differences, departmental size, and use of stopping-the-tenure-clock policies. Women were proposed for promotion to full professor at approximately the same rates as they were represented among associate professors.

11. Women spent significantly longer time in rank as assistant professors than did men.

Although time in rank as an assistant professor has increased over time for both men and women, women showed significantly longer durations than men. It is difficult to determine whether these apparent differences may be explained, at least in part, by individual and departmental characteristics such as length of post-doctoral experience and stopping-the-tenure-clock for family leave. Both male and female faculty spent more time in the assistant professor ranks at institutions of higher prestige.

12. Male and female faculty who stopped the tenure clock spent significantly more time as assistant professors than those who did not (an



average of 74 months compared to 57 months). They had a lower chance of promotion to associate professor (about 80 percent) at any time (given that they had not been promoted until then) than those who did not stop the clock. Everything else being equal, however, stopping the tenure clock did not affect the probability of promotion and tenure; it just delayed it by about 1.5 years. It is unclear how that delay affected women faculty, who were more likely than men to avail themselves of this policy.

Although the effect of stopping the tenure clock on the probability of promotion and tenure is similar for both male and female faculty, 19.7 percent of female assistant professors in the survey sample availed themselves of this policy compared to 7.4 percent of male assistant professors. At the associate professor level, 10.2 percent of female faculty compared to 6.4 percent of male faculty stopped the tenure clock.

RECOMMENDATIONS

The survey data suggest that positive changes have happened and continue to occur. At the same time, the data should not be mistakenly interpreted as indicating that male and female faculty in math, science, and engineering have reached full equality and representation, and we caution against premature complacency. Much work remains to be done to accomplish full representation of men and women in academic departments.


Many of the survey findings point out specific areas in which research institutions and professional societies can enhance the likelihood that more women will apply to faculty positions and persist in academia up to and beyond tenure and promotion. Changes in the faculty recruitment and search process, enhancement of mentoring programs, broader dissemination of tenure and stop-the-tenure-clock policies, and investigation of

the subtle effects of climate on career decisions can all help. Increased data collection, of course, is also necessary. Complete recommendations are delineated in the final chapter of the report.

RECOMMENDATIONS FOR INSTITUTIONS

Research I institutions should:

- 1. Design and implement new programs and policies to increase the number of women applying for tenure-track or tenured positions and evaluate existing programs for effectiveness.** This includes enhancing institutional efforts to encourage female graduates and postdocs to consider careers at RI institutions. In each of the six disciplines studied, women were underrepresented in the applicant pool relative to their representation in the pool of recent Ph.D.s. This critical gap must be narrowed to expand the number of female faculty in research-intensive institutions. Most departments reported using a very small arsenal of recruitment strategies (targeted advertising was the most cited), and 43 percent reported using only one strategy. Significant change in the applicant pool will not come from such minimal efforts.
- 2. Involve current female faculty in faculty searches, with appropriate release time.** The proportion of women on the search committee and whether a woman chaired the committee were both significantly and positively associated with the proportion of women in the applicant pool. Such engagement may signal to prospective hires that the institutional climate is supportive and inclusive.
- 3. Investigate why female faculty, compared to their male counterparts, appear to continue to experience some sense of isolation in subtle and intangible ways.** Finding six reports that female faculty are less likely to engage with other faculty in conversations about research or salary. Creating informal opportuni-



ties for faculty to engage within a department or across an institution might help to address this issue.

4. Explore gender differences in the obligations outside of professional responsibilities (particularly family-related obligations) and how these differences may affect the professional outcomes of their faculty. Our findings focused only on the climate within academic institutions, but factors outside the institutional environment may be equally important.

5. Initiate mentoring programs for all newly hired faculty, especially at the assistant professor level. As described in finding seven, the mentoring of female faculty had a striking impact on their ability to secure grant funding. Institutional mentoring programs could help to ensure that female faculty acquire grant funding, which in turn should have a positive effect on their promotion rates.

6. Make tenure and promotion procedures as transparent as possible and ensure that policies are routinely and effectively communicated to all faculty. While 81 percent of male faculty know their institution's policies on promotion, only 75 percent of female faculty do. Departments in particular need to review their communication strategies, as only 49 percent of all faculty surveyed reported that their department had written procedures. And only 78 percent of departments reported that they had written tenure and promotion policies.

7. Monitor and evaluate stop-the-tenure-clock policies and their impact on faculty retention and advancement. Where such policies are not already in place, adopt them and ensure effective dissemination to faculty members. Only 78 percent of assistant professors reported that their department or university had a formal family or personal leave policy that allows stopping or extending the tenure clock. At those institutions that do, 19.7 percent of female and 7.4 percent of male assistant professors avail themselves of these policies, as well as 10.2 percent of female and 6.4 percent of male associate professors. As use of these policies will likely

grow, institutions need to review the careers of faculty who use these policies to understand their impact on career progress.

8. Collect data encompassed in this study (including applications, interviews, first offers, hires, time in rank, tenure award, and promotion) disaggregated by race, ethnicity, and gender. Many of the departments surveyed have made significant gains in their numbers of female faculty at many of these critical junctures, yet these results are not well known. The collection of data can allow departments and institutions to focus their scarce resources on transitions that need the most attention. Also, our findings do not address race and ethnicity, but this information is essential as institutions work to increase diversity.

RECOMMENDATIONS FOR PROFESSIONAL SOCIETIES

Professional societies in science and engineering disciplines should:

9. Collect data on the career tracks of their members. This study identified many differences among disciplines that warrant investigation. Why, for example, do biology and chemistry have disproportionately smaller applicant pools of women for faculty positions? And why are women in electrical engineering and mathematics more likely than men to receive outside job offers, while the reverse is true for chemistry and physics?

10. Disseminate successful strategies to increase the gender diversity of the applicant pools for tenure-track and tenured faculty positions. Only 10 percent of departments reported relying on three or more strategies for recruitment.

11. Conduct in-depth surveys of their members at regular intervals on the climate for professional success and the role of mentoring in their discipline.



QUESTIONS FOR FUTURE RESEARCH

This study raises many unanswered questions about the status of women in academia. As noted at the onset of this report, the surveys did not capture the experiences of Ph.D.s who have never applied for academic positions, nor of female faculty who have left at various points in their academic careers. We also recognize that there are important, nonacademic issues affecting men and women differentially that impact career choices at critical junctures. Fuller examination of these issues (for example, topics relating to family, children, home life, care of elderly parents) will shed greater light on career choices by women and men and should yield suggestions on the types of support needed to encourage retention of women in academic careers. Below are suggestions for future research:

A DEEPER UNDERSTANDING OF CAREER PATHS

1. Using longitudinal data, what are the academic career paths of women in different science and engineering disciplines from receipt of their Ph.D. to retirement?
2. Why are women underrepresented in the applicant pools and among those who are considered for tenure?
3. Why aren't more women in fields such as biology and chemistry applying to Research I tenure-track positions, as discussed in Finding 1?
4. Why do female faculty, compared to their male counterparts, appear to continue to experience some sense of isolation in more subtle and intangible areas?
5. What is the impact of stop-the-tenure-clock policies on faculty careers?
6. What are the causes for the attrition of women and men prior to tenure decisions, if indeed attrition does take place?
7. To what extent are women faculty rewarded beyond promotion to full professor?
8. What important, nonacademic issues affect men and women differentially that impact their career choices at critical junctures?

EXPANDING THE SCOPE

9. How important are differences among fields?
10. What are the experiences of faculty at Research II institutions?
11. What are the experiences of part-time and non-tenure track faculty?



FOR MORE INFORMATION

This report was developed under the aegis of the National Research Council's Committee on Gender Differences in Careers of Science, Engineering, and Mathematics Faculty with the support of the Committee on Women in Science, Engineering, and Medicine (CWSEM) and the Committee on National Statistics (CNSTAT) of the National Research Council. The mandate of CWSEM is to coordinate, monitor, and advocate action to increase the participation of women in science, engineering, and medicine. More information on CWSEM can be found at www.nas.edu/cwsem.

The mission of CNSTAT is to improve the statistical methods and information on which public policy decisions are based. More information on CNSTAT can be found at <http://www7.nationalacademies.org/cnstat/>.

The Henry Luce Foundation provided the support for the printing of this summary.

The National Science Foundation, Award # 0336796, provided support for the project. Any opinions, findings, conclusions, or recommendations expressed in this publication are those of the author(s) and do not necessarily reflect the views of the organizations or agencies that provided support for it.

More information, including the body of the full report, is available from the National Academies Press at www.nap.edu or 1-800-624-6242.

NOTE:

This report was reviewed in draft form by individuals chosen for their diverse perspectives and technical expertise, in accordance with the procedures approved by the National Academies' Report Review Committee. For a list of those reviewers, refer to the full report.



RELATED PUBLICATIONS

Beyond Bias and Barriers: Fulfilling the Potential of Women in Academic Science and Engineering (2007)

To Recruit and Advance: Women Students and Faculty in Science and Engineering (2006)

From Scarcity to Visibility: Gender Differences in the Careers of Doctoral Scientists and Engineers (2001)

Copies of these reports are available from the National Academies Press, 500 Fifth Street, NW, Lockbox 285, Washington, DC 20055; (800) 624-6242 or (202) 334-3313 (in the Washington metropolitan area); Internet, <http://www.nap.edu>.





THE NATIONAL ACADEMIES™
Advisers to the Nation on Science, Engineering, and Medicine

The nation turns to the National Academies—National Academy of Sciences, National Academy of Engineering, Institute of Medicine, and National Research Council—for independent, objective advice on issues that affect people's lives worldwide.

www.national-academies.org