

# FDP ERA Survey Results












ERA Standing Committee

1. Bob & Courtney – Becoming involved in Phase V
2. Scarlett & Jason – Federal perspectives & demonstrations
3. Steve & Kellie – Phase V Meeting topics
4. Tye & Tammy – Re-organization in Phase V & Interface between committees

PMs Higher than  
expected

3. In broad terms, what is your job function for your organization? (Check all that apply)				
			Response Percent	Response Count
Data or Systems Analysis	<div></div>		32.7%	37
Project Management	<div></div>		38.9%	44
Software Programmer	<div></div>		13.3%	15
Requirements or Business Analyst	<div></div>		31.9%	36
Research Administrator & ERA or IT Liaison	<div></div>		55.8%	63
User Support or Help Desk	<div></div>		25.7%	29
Other (please specify)	<div></div>		32.7%	37
	answered question			113
	skipped question			2

#### 4. Do you provide support for any of the following specialties for your organization? (Check all that apply)

		Response Percent	Response Count
Research Compliance for Animals (IACUC)		28.7%	31
Research Compliance for Humans (IRB)		34.3%	37
Research Compliance for Biosafety		26.9%	29
Research Compliance for Conflict of Interest		43.5%	47
Proposal & Budget Development		69.4%	75
Proposal & Budget Submission		75.0%	81
Grants.gov		69.4%	75
Post-Award Research Management		57.4%	62
Research Financial Reporting		39.8%	43
Research Technical Reporting		25.9%	28
Other (please specify)		22.2%	24
answered question			108
skipped question			7

Pre-Award  
support  
strong

5. Do you have experience with, or interest in the following skill sets? (Check all that apply)

			Response Percent	Response Count
Web Design	<div></div>		50.0%	54
Content Management Systems	<div></div>		33.3%	36
Familiarity with DUNS / CCR registration	<div></div>		45.4%	49
Grants.gov	<div></div>		78.7%	85
Terms & Conditions	<div></div>		53.7%	58
Pre-Award	<div></div>		83.3%	90
Post-Award	<div></div>		63.0%	68
Reporting	<div></div>		70.4%	76
Other (please specify)	<div></div>		12.0%	13
			<i>answered question</i>	108
			<i>skipped question</i>	7

Reporting higher than expected

6. What is your PRIMARY role when you attend FDP meetings?

		Response Percent	Response Count
Official Faculty Representative	<div><div></div></div>	15.1%	16
Official Administrative Representative	<div><div></div></div>	25.5%	27
Official ERA or IT Representative	<div><div></div></div>	50.0%	53
Gather information and report back on ERA activities	<div><div></div></div>	1.9%	2
Gather information and report back on Administrative activities	<div><div></div></div>	1.9%	2
Gather information and report back on all areas	<div><div></div></div>	5.7%	6
Other (please specify)			5
answered question			106
skipped question			9

7. In addition to your PRIMARY role, what other roles do you fill when you attend FDP meetings? (Check all that apply)			
		Response Percent	Response Count
Official Faculty Representative	<div><div></div></div>	3.9%	4
Official Administrative Representative	<div><div></div></div>	10.7%	11
Official Technical Representative	<div><div></div></div>	15.5%	16
ERA or IT Representative	<div><div></div></div>	17.5%	18
Gather information and report back on ERA activities	<div><div></div></div>	44.7%	46
Gather information and report back on Admin activities	<div><div></div></div>	36.9%	38
Gather information and report back on all areas	<div><div></div></div>	63.1%	65
Other (please specify)	<div><div></div></div>	5.8%	6
	answered question		103
	skipped question		12

# 8. Information Sharing

- (58) Meetings & Discussion
- (22) Face-to-Face meetings
- (18) Email to lists
- (14) Post on Web
- (8) Newsletter
- (8) Handouts










9. Does your organization recognize one primary technical representative?			
		Response Percent	Response Count
Yes	<div><div></div></div>	66.4%	73
No (Or do not know)	<div><div></div></div>	33.6%	37
If yes what is his or her name (enter your name if it is you)?			68
	answered question		110
	skipped question		5

10. Are you interested in actively participating in the IT or ERA effort for Phase V?			
		Response Percent	Response Count
Yes	<div><div></div></div>	72.3%	73
No	<div><div></div></div>	27.7%	28
	answered question		101
	skipped question		14

Many interested and many did not understand all of the content or its purpose

11. Do you have an interest in helping with any of the following activities? (Check all that apply)			Response Percent	Response Count
<a href="#">Sponsor Matrix</a>	<input type="checkbox"/>		53.4%	31
FDP Web Site Design or Maintenance	<input type="checkbox"/>		13.8%	8
FDP Meeting Program Planning	<input type="checkbox"/>		43.1%	25
Facilitating Meetings	<input type="checkbox"/>		34.5%	20
Moderating email forum(s) / listserv / blogs	<input type="checkbox"/>		22.4%	13
Other (please specify)	<input type="checkbox"/>		20.7%	12
answered question				58
skipped question				57

12. Are you interested in participating as a liaison with any of the following FDP Committees?			
		Response Percent	Response Count
Research Compliance Subcommittee		48.4%	31
Financial Costing Subcommittee		15.6%	10
Research Administration Subcommittee		75.0%	48
Faculty Subcommittee		32.8%	21
FDP Administration (Executive, Membership etc.)		26.6%	17
		<i>answered question</i>	64
		<i>skipped question</i>	51

13. Would you be interested in presenting (or participate in presenting) any topics of special interest to you or your Workplace at a future FDP meeting?			
		Response Percent	Response Count
Yes		42.4%	36
No		57.6%	49
		If yes, please list topics	35
		<i>answered question</i>	85
		<i>skipped question</i>	30

# 13. & 14. Future Meeting Topics

- (29) Grants.gov, S2S & other submissions
- (16) Organizational structure / Best Practices
- (11) Postaward Management
- (9) Compliance
- (4) Accounting (Cost)
- (4) Negotiations & Agreements / Subs
- (2) F&A Distribution
- (2) Effort Reporting
- (2) Training

Many engaged in Web issues yet a comparatively high interest in S2S

15. Please indicate the topics below included in your current assignment at your organization in the first column, and those topics you would like to participate in for Phase V in the second column.

	Your Organization	For FDP Phase V	Response Count
Web design & support	96.9% (31)	46.9% (15)	32
Web applications (surveys etc.)	90.3% (28)	51.6% (16)	31
System-to-System design	88.6% (31)	74.3% (26)	35
Moderate Topical Forums	72.7% (24)	72.7% (24)	33
		Other (please specify)	11
		<i>answered question</i>	60
		<i>skipped question</i>	55