

THE NATIONAL

ACADEMIES

International Visitors Office

Lina Stankute-Alexander

Board on International Scientific Organizations

Policy and Global Affairs

THE NATIONAL ACADEMIES

Advisers to the Nation on Science, Engineering, and Medicine

National Academy of Sciences

National Academy of Engineering

Institute of Medicine

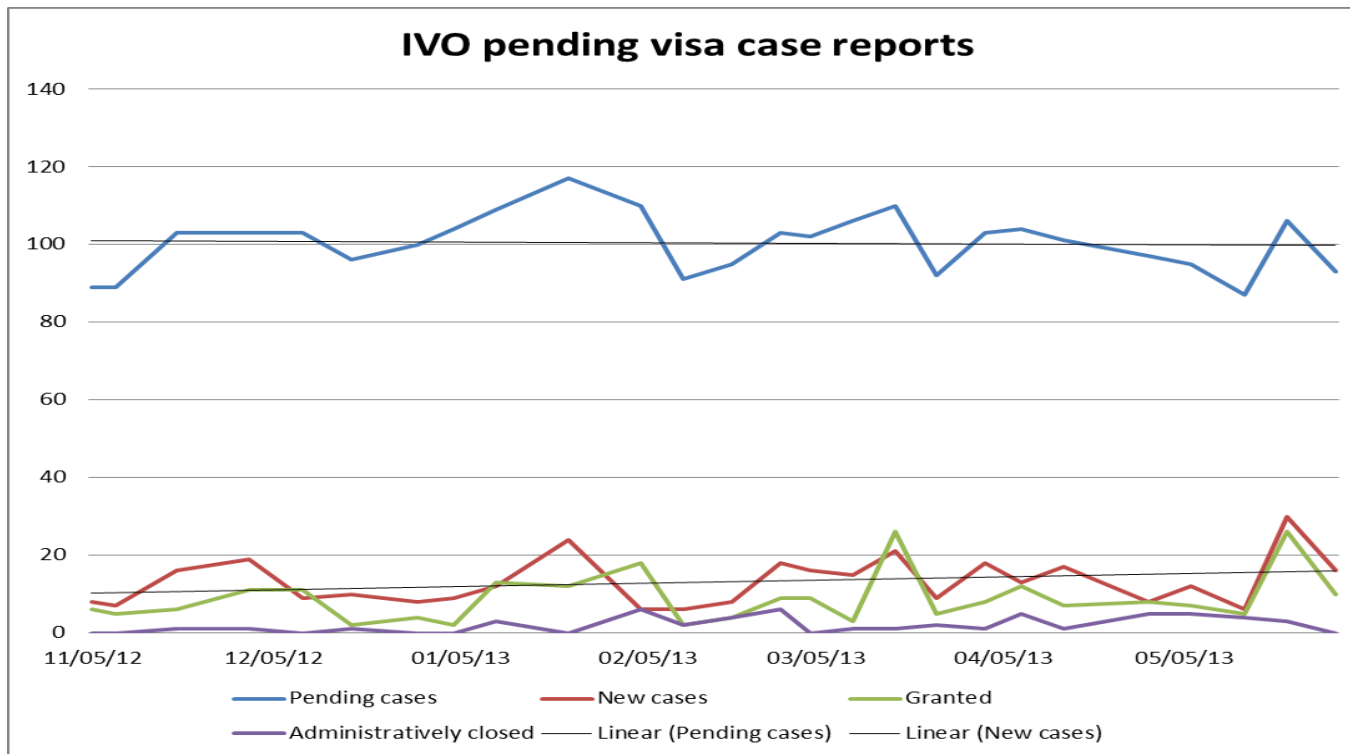
National Research Council

The International Visitors Office (IVO), established in 2002, is the central unit within the National Academies to address pending science related visa issues, and acts as a resource on visa-related issues for the National Academies, Academy members, and the scientific community worldwide.

How We Function

- IVO **collects** information about visa-related issues from the scientific community via **online visa questionnaire** accessible on our website at <http://sites.nationalacademies.org/PGA/biso/visas/>
- We **analyze** collected data by filtering cases that are related to science/technology, and **forward** visa cases that have been pending **over 21 days** to DOS, **highlighting imminent deadlines** and, when possible, **requesting expedited processing**.
- Once the State Department informs us of the status of each visa case, we **notify** applicants by email regarding their visa status, and **relay any additional information** when available.
- **Follow-up**. After visas are issued, we ask applicants to confirm their visa receipt date – this assures we receive **applicant feedback** after the process is complete, **assess** whether their visa was received in time for their planned activity, and **identify trends**.

- **10,055** total visa cases reported to IVO since 2002
- **591** new visa cases addressed with DOS in 2012
- **257** new cases reported to DOS in 2013*



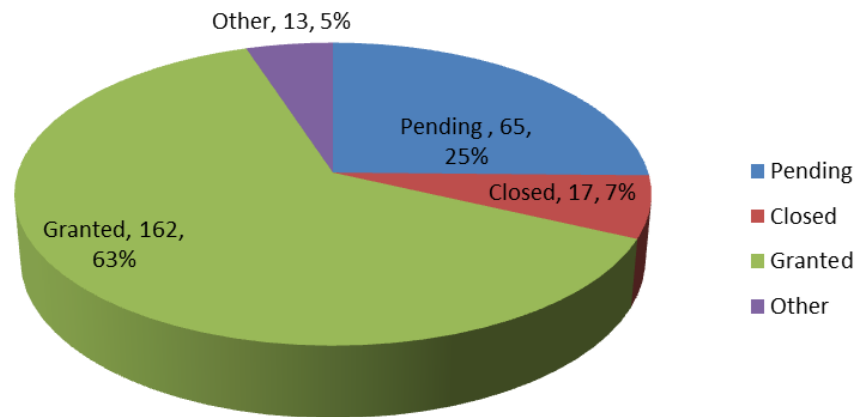
*Data as of June 1, 2013

Average reported administrative processing delay:

→ 2011: 70 days → 2012: 70 days → 2013 YTD: 57 days

257 new cases reported to IVO in 2013*

63% - granted 25% - pending 7% administratively closed



*Data as of June 1, 2013

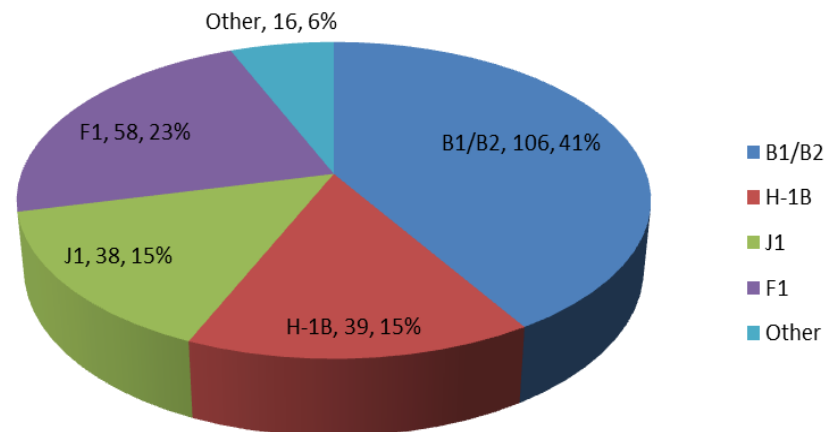
2012 Visa Category Statistics

Overall, our visa cases fall into four main categories:

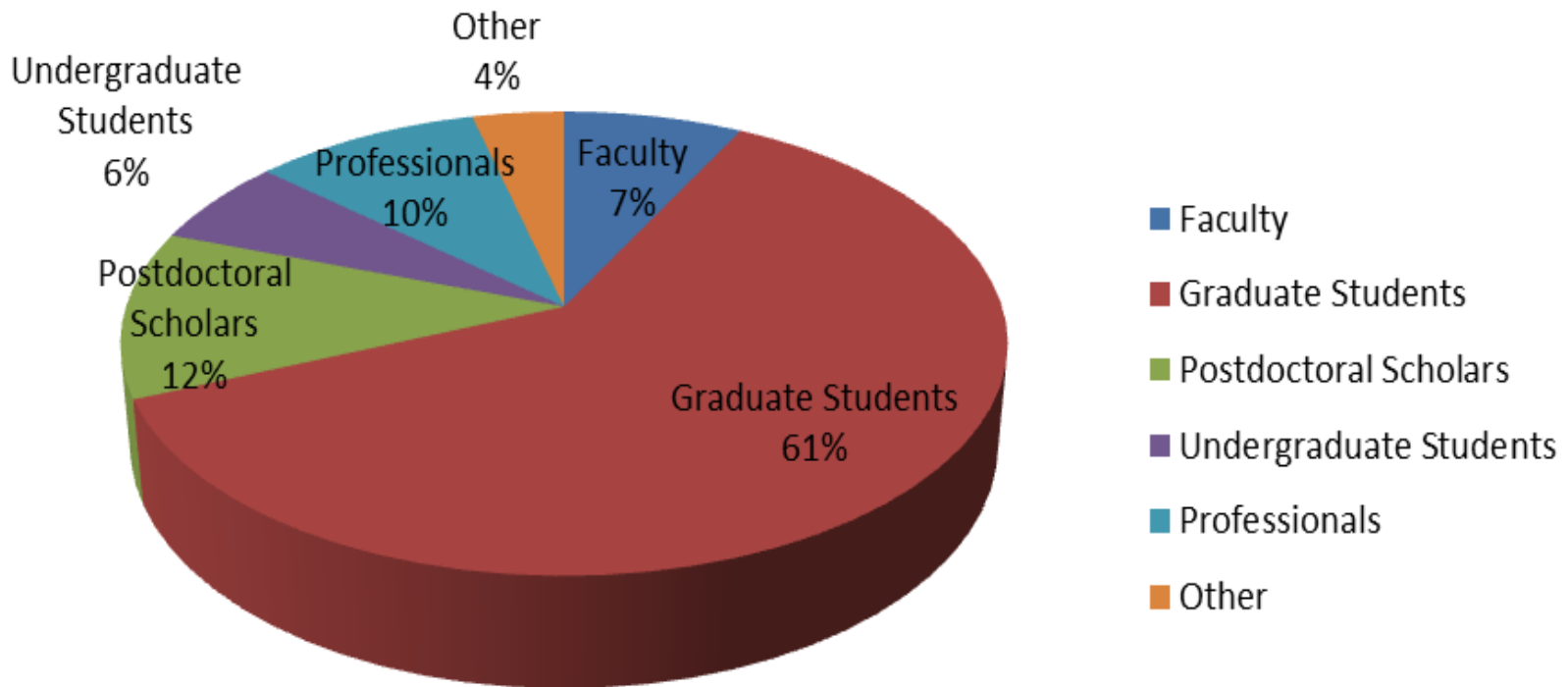
- ↑ F-1 student visa applicants - 53 % of all cases (8% increase since 2011);
- ↑ J-1 exchange visitor visa applicants - 24 % (6% rise since 2011);
- ↑ B1/B2 business visa applicants - 14 % of all reported cases (2% rise since 2011).
- ↓ H-1B temporary worker applicants – 7 % (as opposed to 25% in 2011);

2013 (Jan-May) Visa Category Statistics

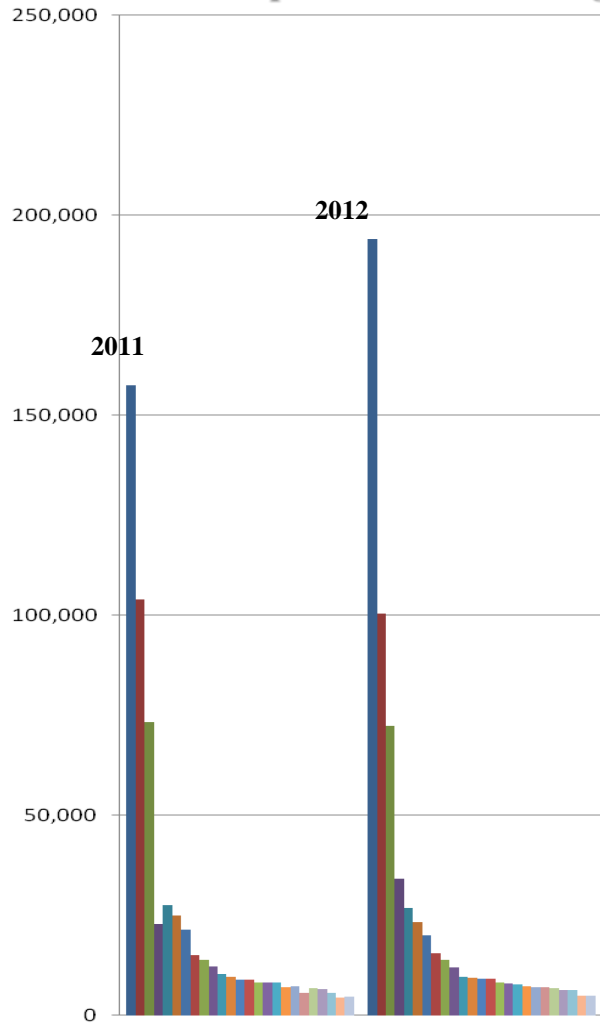
- B1/B2 – 41% of all cases
- F1 – 23%
- H-1B – 15%
- J1 – 15%



Visa Applicant Category in 2012



Top 25 Places of Origin of International Students, 2010/11-2011/12

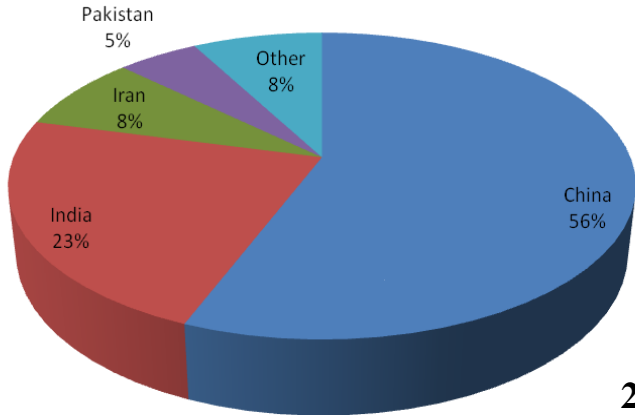


- China
- India
- South Korea
- Saudi Arabia
- Canada
- Taiwan
- Japan
- Vietnam
- Mexico
- Turkey
- Nepal
- Germany
- United Kingdom
- Brazil
- France
- Hong Kong
- Thailand
- Indonesia
- Nigeria
- Iran
- Malaysia
- Colombia
- Venezuela
- Spain
- Russia

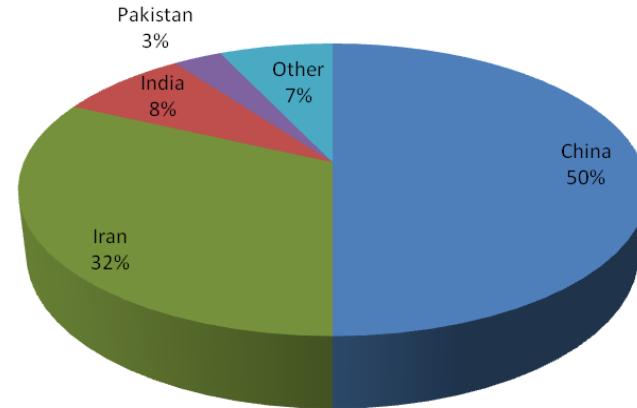
Rank	Place of Origin	2010/11	2011/12	% of Total	% Change
	WORLD TOTAL	723,277	764,495	100.0	5.7
1	China	157,558	194,029	25.4	23.1
2	India	103,895	100,270	13.1	-3.5
3	South Korea	73,351	72,295	9.5	-1.4
4	Saudi Arabia	22,704	34,139	4.5	50.4
5	Canada	27,546	26,821	3.5	-2.6
6	Taiwan	24,818	23,250	3.0	-6.3
7	Japan	21,290	19,966	2.6	-6.2
8	Vietnam	14,888	15,572	2.0	4.6
9	Mexico	13,713	13,893	1.8	1.3
10	Turkey	12,184	11,973	1.6	-1.7
11	Nepal	10,301	9,621	1.3	-6.6
12	Germany	9,458	9,347	1.2	-1.2
13	United Kingdom	8,947	9,186	1.2	2.7
14	Brazil	8,777	9,029	1.2	2.9
15	France	8,098	8,232	1.1	1.7
16	Hong Kong	8,136	8,032	1.1	-1.3
17	Thailand	8,236	7,626	1.0	-7.4
18	Indonesia	6,942	7,131	0.9	2.7
19	Nigeria	7,148	7,028	0.9	-1.7
20	Iran	5,626	6,982	0.9	24.1
21	Malaysia	6,735	6,743	0.9	0.1
22	Colombia	6,456	6,295	0.8	-2.5
23	Venezuela	5,491	6,281	0.8	14.4
24	Spain	4,330	4,924	0.6	13.7
25	Russia	4,692	4,805	0.6	2.4

Top Places of Origin by Country among IVO cases

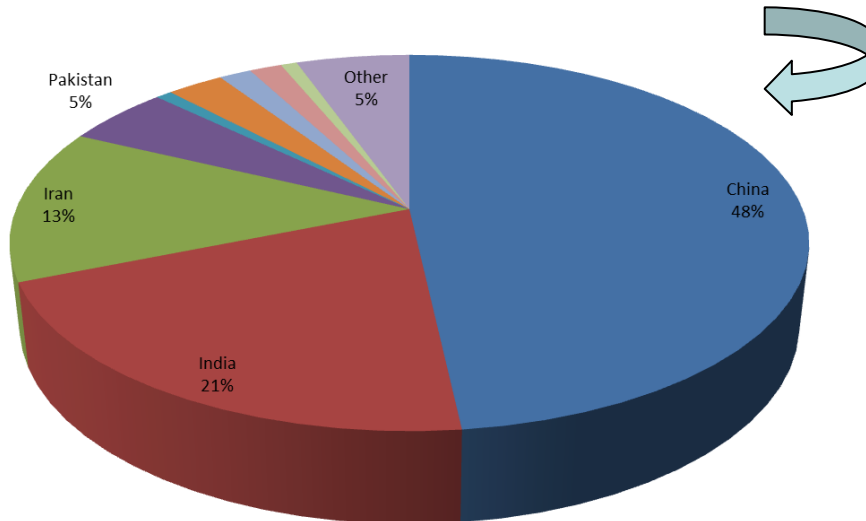
2011



2012

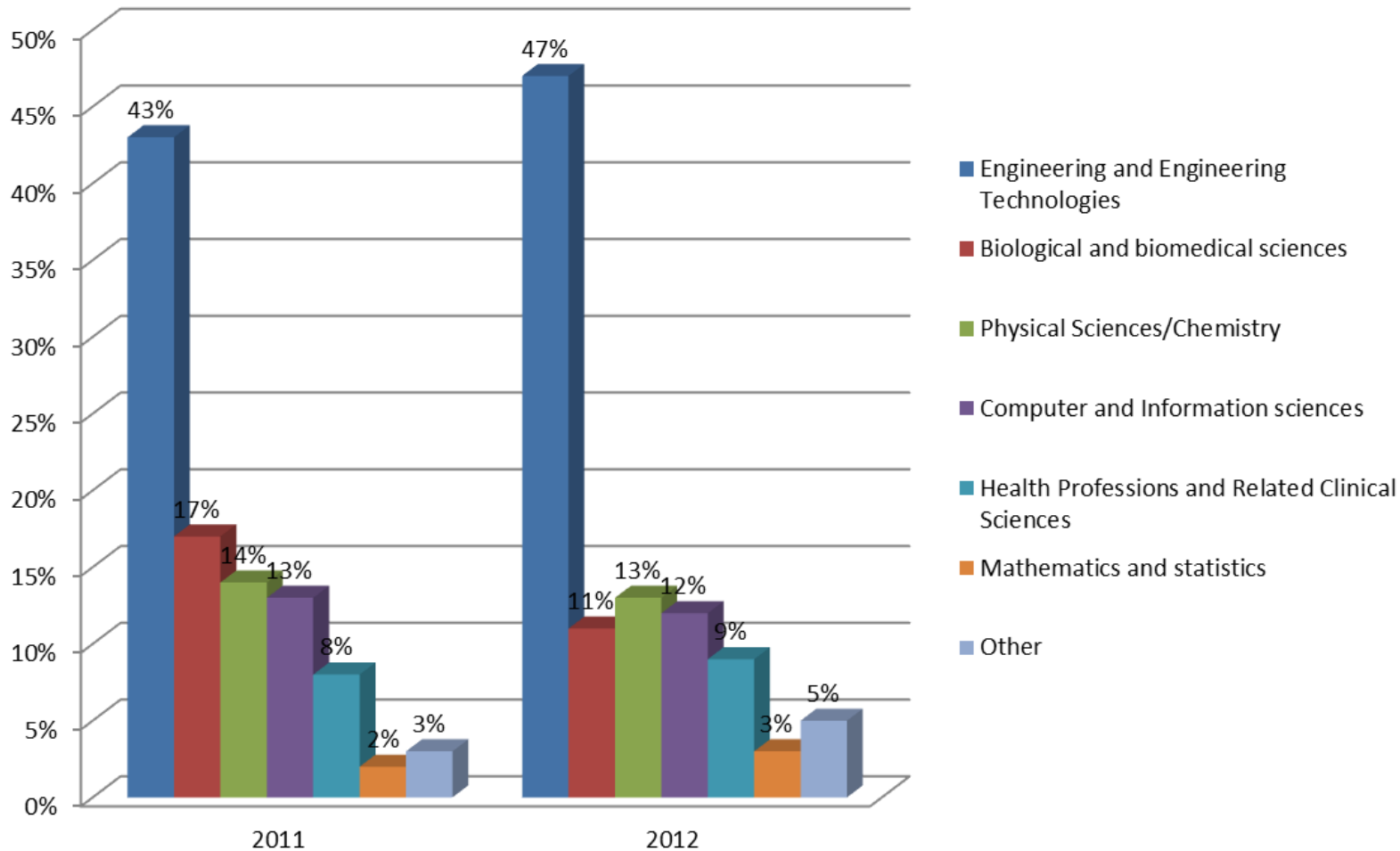


2013 (Jan-May)

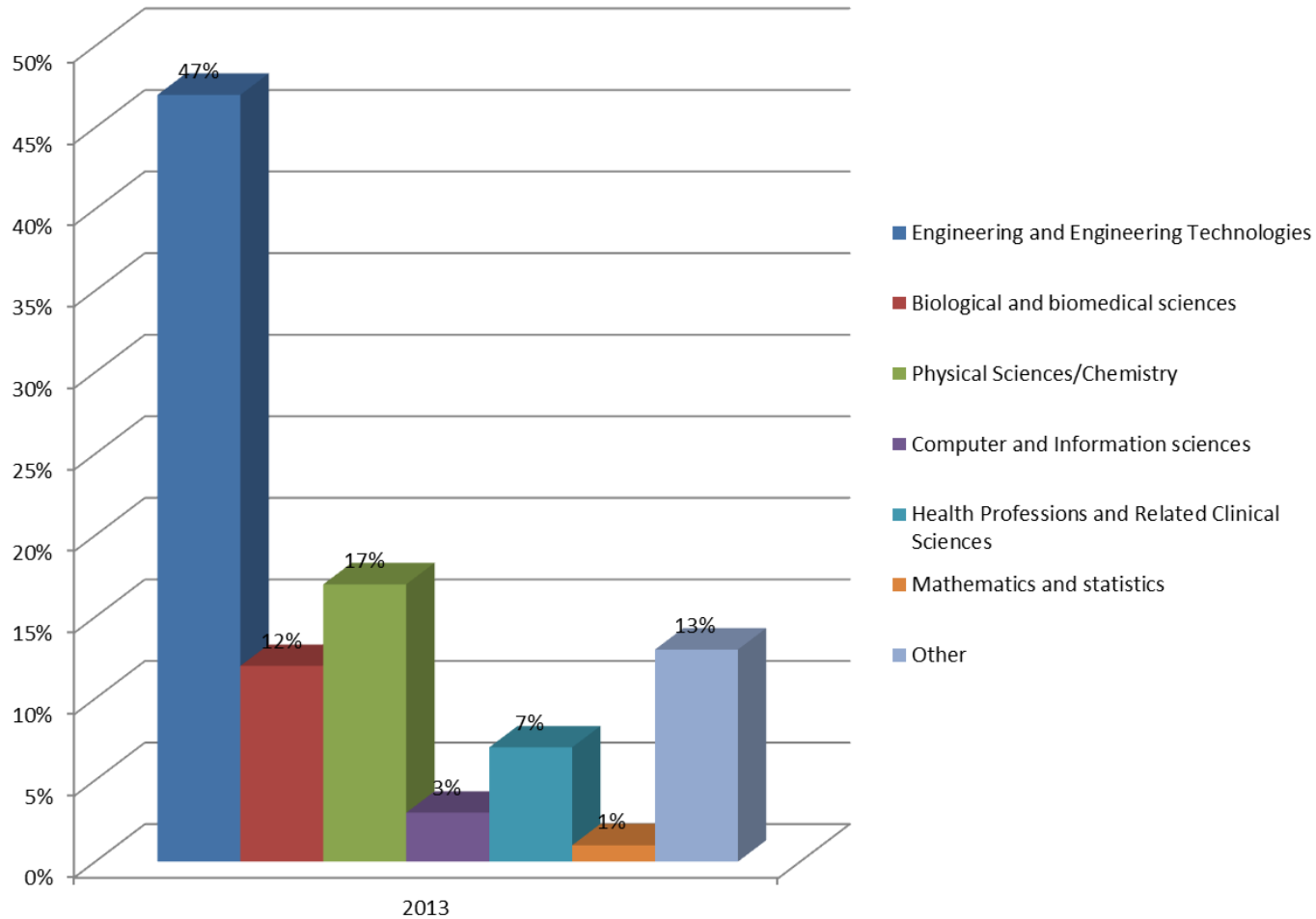


■ China
 ■ India
 ■ Iran
 ■ Pakistan
 ■ Brazil
 ■ Egypt
 ■ Russian Federation
 ■ Saudi Arabia
 ■ Israel
 ■ Other

Distribution of disciplines 2011-2012

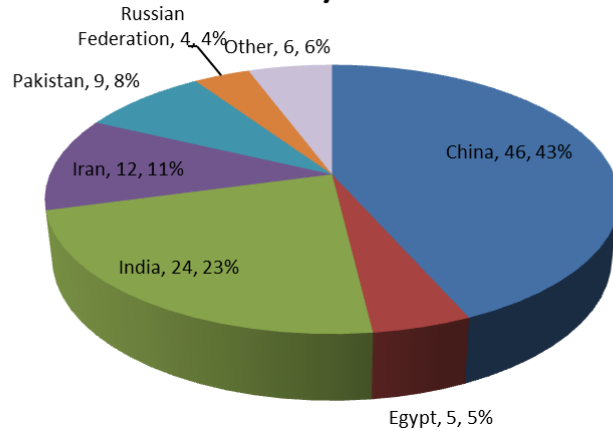


Distribution of disciplines January-May 2013

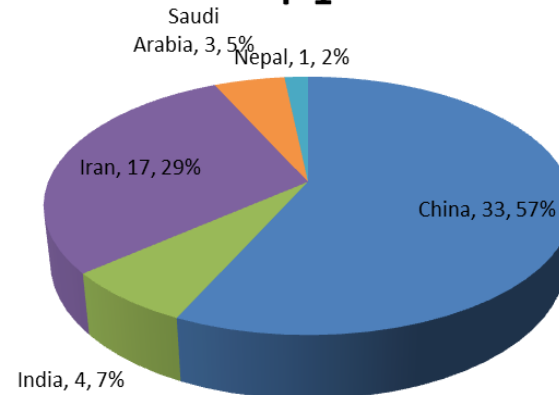


2013 (January-May) Statistics

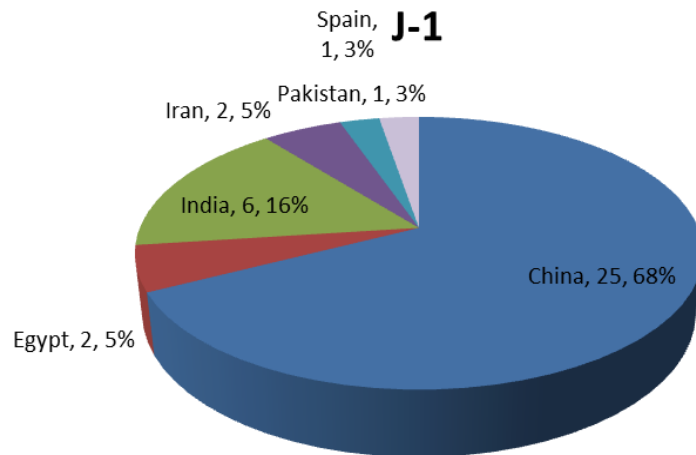
B1/B2



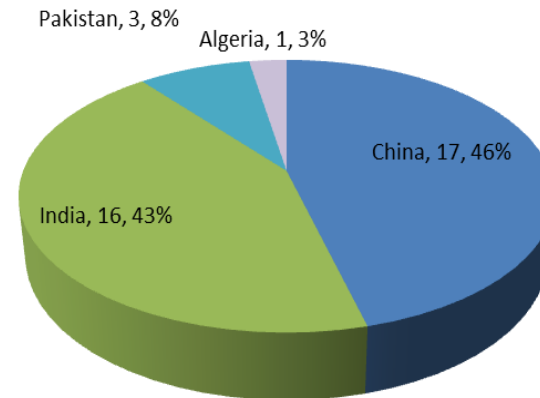
F-1



J-1



H-1B



*Data as of June 1, 2013

International Meeting Registration

- The International Visitors Office maintains a database of meetings held in the United States that are sponsored by national or international scientific organizations, universities and research institutes.

- Conference organizers anticipating high international participant attendance are encouraged to:
 - start planning early;
 - register their meeting with IVO;
 - refer to IVO meeting organizer resources page for latest information
http://sites.nationalacademies.org/pga/biso/visas/PGA_046951
 - encourage international participants to contact IVO in the event of visa delays;
 - forward to IVO lists of speakers and delegates with pending visas including their passport numbers, visa interview dates, the consulate.

IVO Feedback

“I'm glad that there is at least a platform which doesn't let us loose hope.”

“... with your help I was able to attend the last three days of the APS March meeting and was just in time for me to present my talk.”

“It's amazing to see how much you are willing to help.”

“Your communication was critical and I found to be far more helpful than communication with the embassy. Typically the updates from your organisation came 2 weeks before the embassy!”

“This latest help from you will make it easier for our program to convince Harvard's central administration that [student's] visa was issued [...]. Hopefully, the previously imposed deadline for her to register by January 2nd can be extended as the result.”

“It's great that you have followed up on this. At least I know my case is not totally lost in the visas universe.”