

NIH Support of International Tobacco Control Research

Mark Parascandola, PhD, MPH

Epidemiologist

Tobacco Control Research Branch

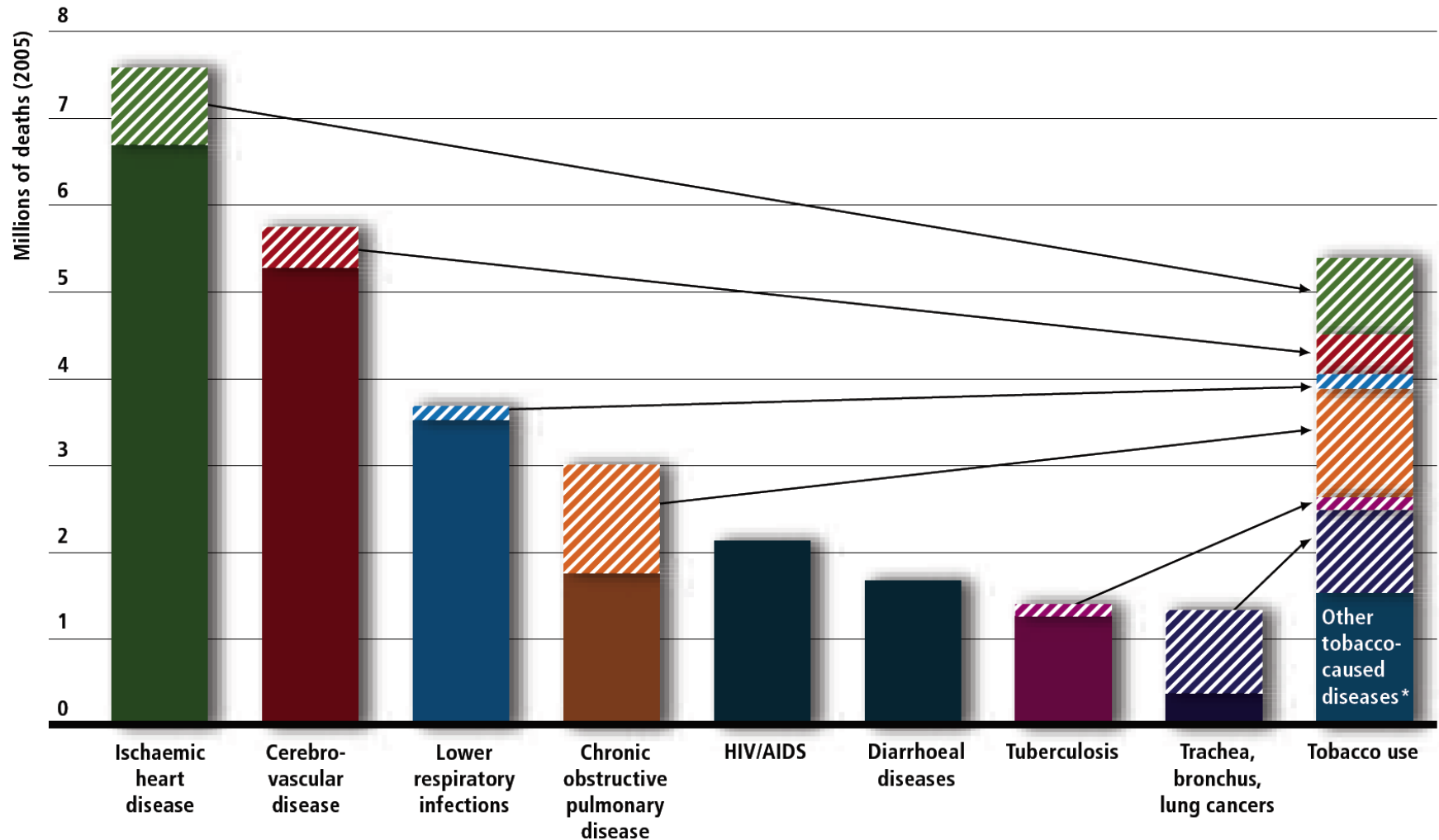
Tobacco Control as a Global Cancer Research Priority

- November 2012 - Research leaders from 15 countries came to NIH to discuss priorities in global cancer research.
- *“With respect to modifiable lifestyle risk factors for cancer, there is a consensus that tobacco use remains, by far, the most important at a global level”*
- Measures that can already be taken to control tobacco use include removing tobacco products from trade agreements, increasing taxes on tobacco products, controlling tobacco industry marketing, building support among health professionals.



Source: H. Varmus, H. S. Kumar, Addressing the growing international challenge of cancer: A multinational perspective. *Sci. Transl. Med.* 5, 175cm2 (2013).

Tobacco Is a Risk Factor for 6 of the World's 8 Leading Causes of Death

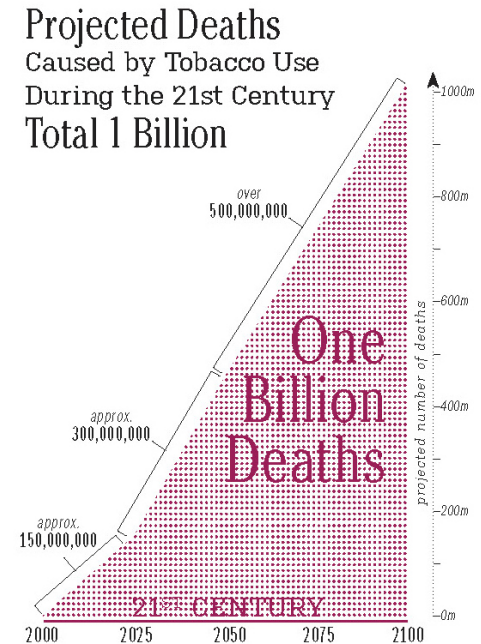


Global Tobacco Burden

- Tuberculosis:
 - Substantially increases risk of infection and death from TB
 - >20% of global TB incidence attributed to tobacco smoking
- Maternal and Child Health
 - Maternal smoking and secondhand smoke cause of poor pregnancy outcome in many countries
 - Women's tobacco use may be increasing in LMICs
- Tobacco use - \$500 billion annual cost to world's economy.
 - Health care costs and loss of income through illness and premature death
 - Diversion of family resources (up to 10%) from food, shelter, health care, education and other family needs
 - In many countries the poor have higher tobacco use prevalence, and related disease, death, and economic burden

Global Tobacco Mortality is Growing and Shifting to the Developing World


- Tobacco use kills about 6 million people **annually** worldwide.
- Tobacco-related deaths are expected to rise to 8 million by 2030, and **more than 80% of deaths will occur in low and middle-income countries (LMICs)**.
- Countries increasingly face a **“double burden”** of disease: diseases of poverty and chronic diseases caused by risk factors such as tobacco use.
- Tobacco use and exposure among women in LMICs is rising threatening to **impede or reverse efforts** to improve maternal and child health.



source: Tobacco Atlas, 4th edition; tobaccoatlas.org

International Tobacco and Health Research and Capacity Building Program

Program Review 2002-2012



Features of the TOBAC Program: Scientific Objectives

The Funding Announcement set out Scientific Objectives for both Research Activity and Research Capacity Building

- Long Term Goals for Capacity Building: build “scientific competence and skills” and develop a cadre of tobacco researchers beyond the term of the grant award
- Capacity building also provides opportunity for HIC researchers to gain experience with working in an LMIC.
- Aim to build institutional capacity as well, supporting and linking research institutions in LMICs.

FIC Information: www.fic.nih.gov

Features of the TOBAC Program: Special Requirements

- Collaboration: Requires both PI from US/HIC and PI from LMIC.
- Relevant Research Priorities: Demonstrate how proposed research reflects the priorities of the collaborating LMIC
- Dissemination: Dissemination plan should describe how results will support tobacco control in the host country.
- Continued Collaboration: Plan for continued collaboration and mentoring after initial training period
- Network meetings: Budget for periodic grantee network meetings
- Evaluation: Track long term impact of training and capacity building efforts and use of research findings in country.

The International Tobacco and Health Research and Capacity Building Program (TOBAC) Country Collaborators, 2001-2013



NIH Tobacco or Health Research and Capacity Building Grant Program Review: Policy Outcomes

Hungary	Syria
<ul style="list-style-type: none">• Tobacco sales tax increase nine-times over from 2007-2011.• Passage of national clean air laws	<ul style="list-style-type: none">• Supported the first-ever population surveys, toxicity and addiction studies for waterpipe use.• Information generated by the project has been used to inform the country's health policies, including a ban on public smoking.
<p style="text-align: center;">China</p> <ul style="list-style-type: none">• TOBAC-funded research, in coordination with the Chinese Center for Disease Control and Prevention and the State Administration of Taxation, found that 2009 tobacco taxation adjustments in China had generated an additional RMB 50 billion in tax revenue.• This TOBAC-funded work informed Chinese health officials who subsequently endorsed national policy changes regarding tobacco sales.	

USAID and NIH Partnerships for Enhanced Engagement in Research (PEER) Health

- Supports developing country researchers in low and middle income countries (LMICs)
- Focus on “implementation science”
- Partner Agencies: NIH, CDC, Department of State, Department of Defense
- Cycle 2 (2014) solicitations for Philippines and Indonesia



Partnerships for Enhanced
Engagement in Research
(PEER) Health

PEER Tobacco Control Projects

Impact of reduced in-home secondhand smoke exposure on low birthweight prevalence and neonate health

PI: Yayi Suryo Prabandari, Faculty of Medicine, Gadjah Mada University

Effects of air pollution in early life on infant and maternal health

PI: Nikmah Salaria Idris, University of Indonesia

Effect of a smoking cessation intervention program for families of children diagnosed with TB

PI: Benjamin Sablan, Philippine Ambulatory Pediatric Association

Waterpipe Tobacco Smoking: Epidemiologic, Clinical and Laboratory Research

PIs: Wasim Maziak (Florida International University)
and Alan Shihadeh (American University of Beirut)

The “Hoffmann List” of probable causative agents in cigarette smoke and related disorders

disorder	contributing agents	possible enhancing agents
tobacco dependence	major: nicotine minor: secondary <i>Nicotiana</i> alkaloids, flavor components	acetaldehyde
cardiovascular disease	major: carbon monoxide, nitrogen oxides, hydrogen cyanide, tar minor: cadmium , zinc	nicotine , alkylating species
chronic obstructive pulmonary disease	hydrogen cyanide, volatile aldehydes, nitrogen oxides, carbon monoxide, tar	
lung and larynx cancer	major: PAH, NNK minor: ²¹⁰ polonium, formaldehyde, acetaldehyde, butadiene, metals (Cr, Cd, Ni)	catechol , tumor promoters acetaldehydes , diet, alkylating species
oral cavity cancer	major: NNN, NNK minor: PAH	<i>herpes simplex</i> , irritation
esophageal cancer	NNN	ethanol, diet
pancreas cancer	NNK, NNAL	diet

Do waterpipes emit toxicants?

الف الفاكه AL FAKHER

النكهة الممتازة - الرائحة الزكية - طعم اليوم
المكونات : تبغ . عسل . جليسرين . نكهات طبيعية
COMPONENTS : Tobacco - Molasses - Preservatives - Natural Flavour

ALFAKHER
APPLE 250 Gr

6 291100 730056

نيكوتين : 0,05% ، قطران : 0%
Nicotine : 0,05%, Tar : 0%
250 Grams ٢٥٠ غرام

تحذير صحي : التدخين سبب رئيسي لسرطان وأمراض الرئة وأمراض القلب والشرابيين
Health Warning : Smoking is a main cause of Lung cancer,
Lung diseases and of Heart and arteries diseases

صالحة لمدة
عامين من تاريخه

JUN 2006 تاريخ الانتاج :




Waterpipe Research Questions: Transdisciplinary Research for Policy

- What toxicants are waterpipe users exposed to?
 - Measure puff topography patterns in “field” study (waterpipe café)
 - Program smoking robot to reproduce puff patterns and analyze smoke contents using standardized testing protocol
- What level of toxicants gets absorbed by the waterpipe user?
 - Measure biomarkers (cotinine, carcinogen metabolites) in smoker vs non-smoker
- Does waterpipe smoking emit toxicants into the environment?
 - Controlled measurement of toxicants emitted by burning waterpipe and exhaled by user
 - Measure PM2.5 in waterpipe cafes

Find out how people smoke

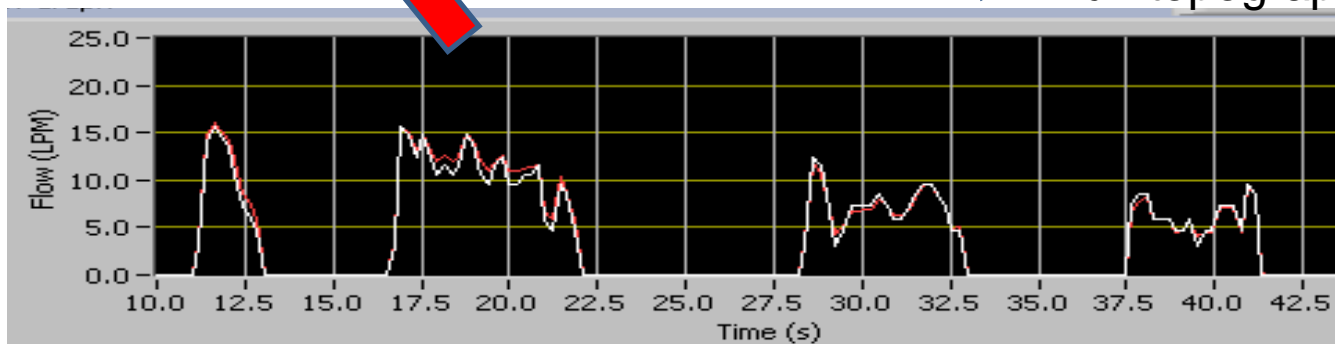
Shihadeh, Antonius, Azar, BRIMC, 2005



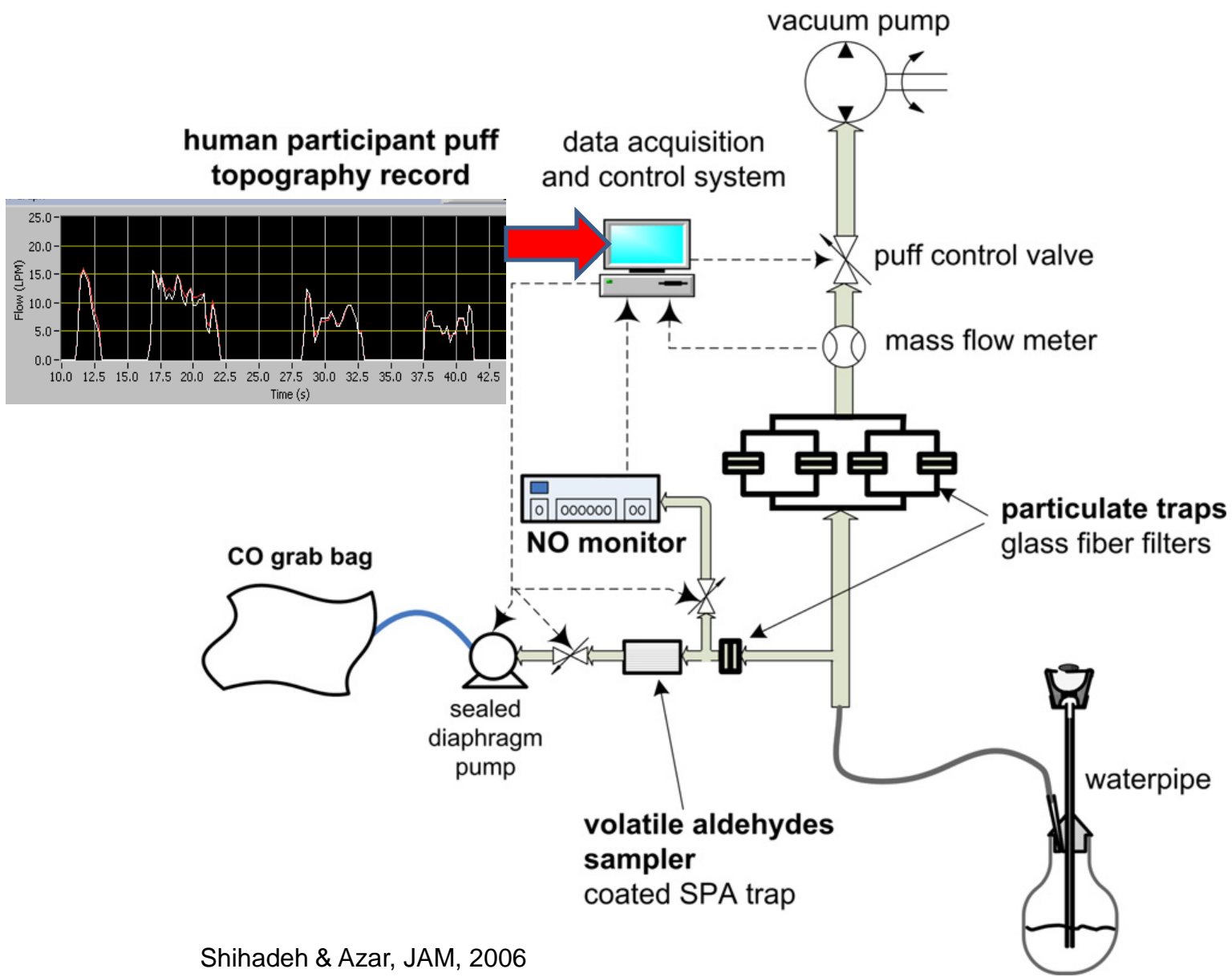
Average puff topography

- Volume
- Duration
- Frequency
- Number

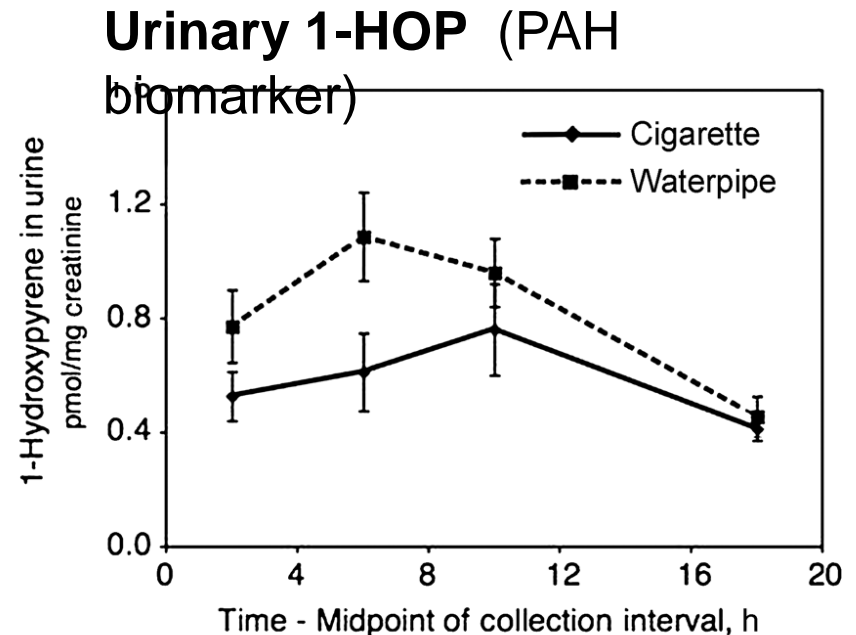
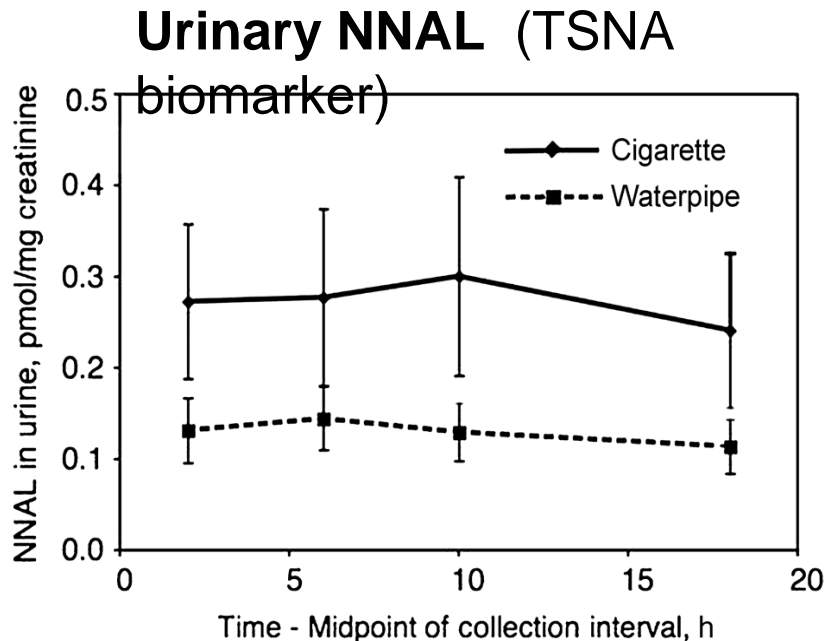
Puff topography record



Program smoking robot & sample/analyze smoke

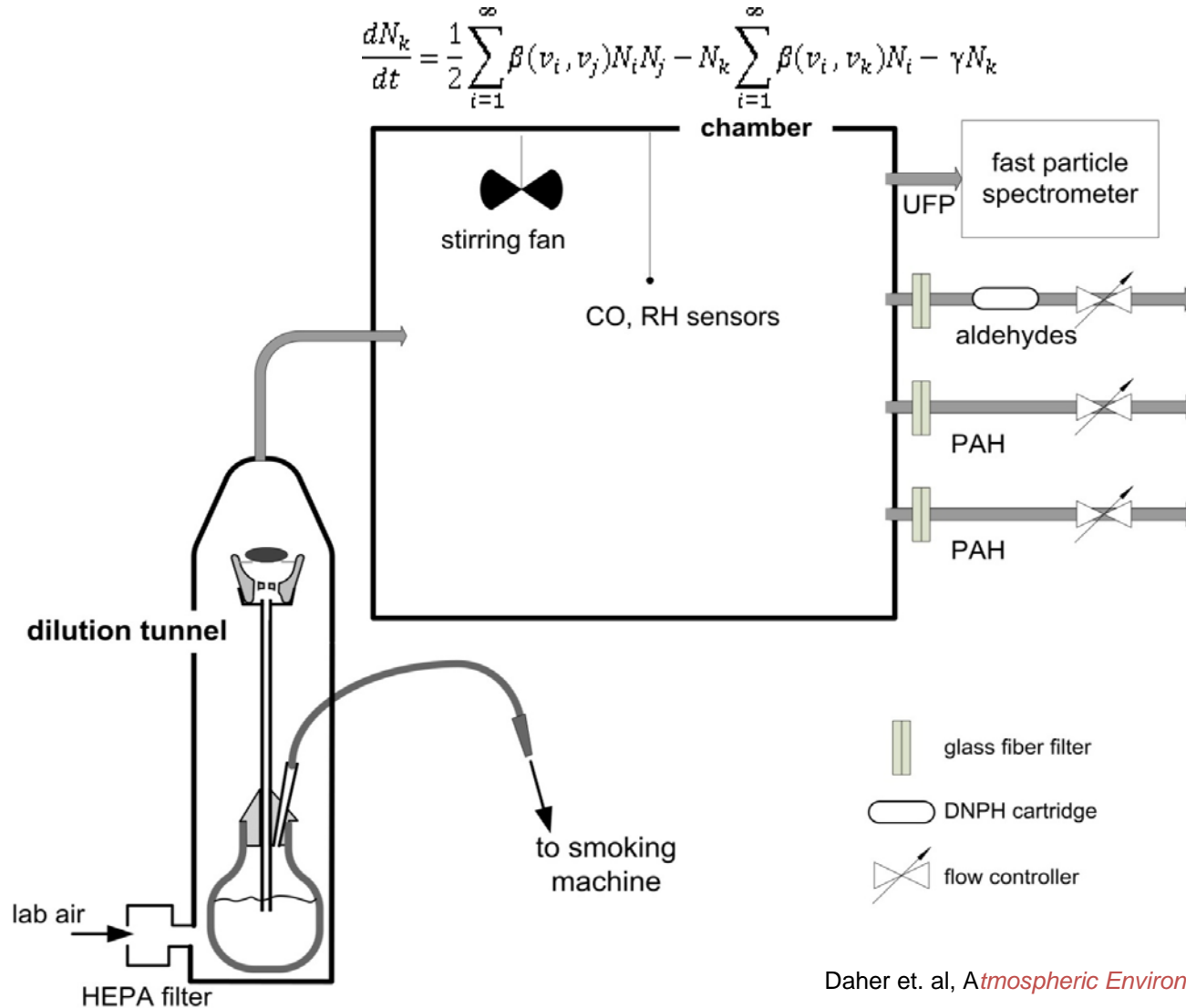


Carcinogen exposure over 24 hours: waterpipe vs cigarette



- Hospital setting, cross-over design, N=13 dual users
- All day *ad libitum* cigarette smoking (11 cpd mean) versus 3 WTS use sessions
- Measurements on day 4 of 4-day protocol.

Chamber study of waterpipe environmental emissions

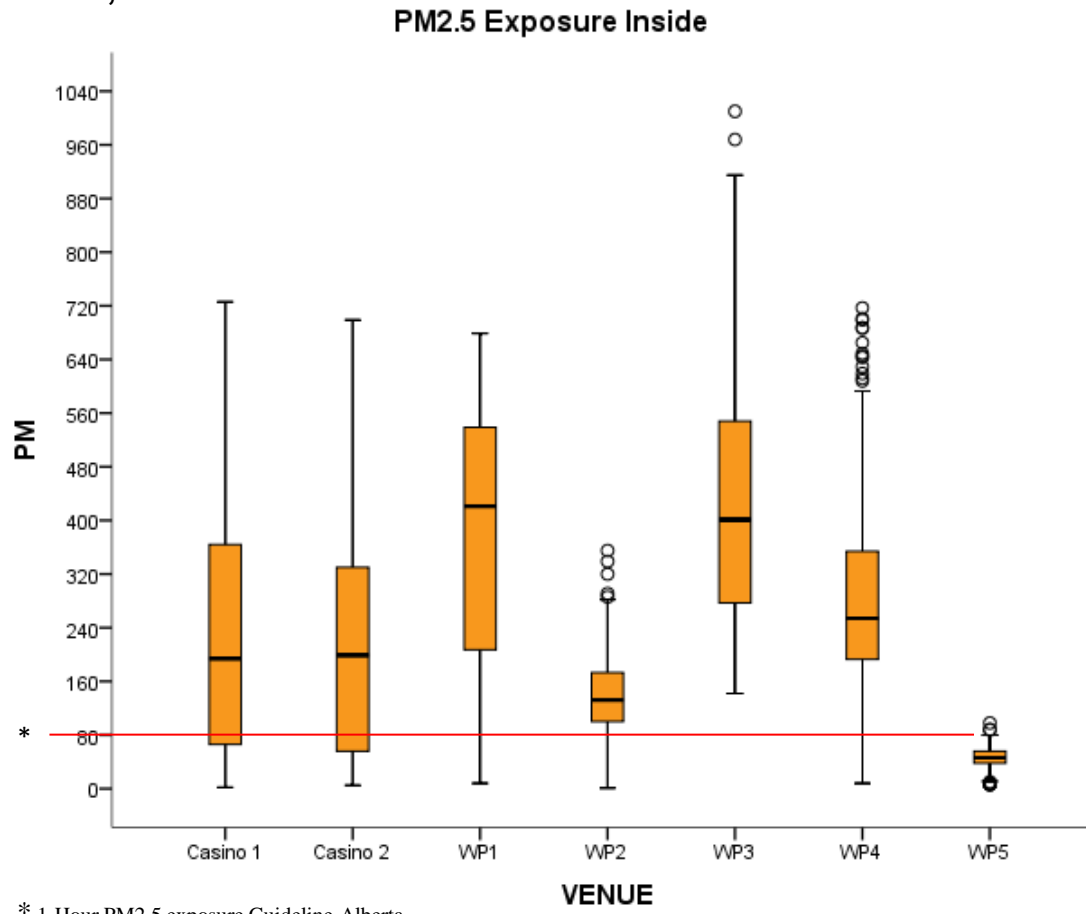


WP emits more of everything measured cf cigarettes

mean±95% CI	<i>waterpipe SS</i>	<i>cigarette SS</i>
	<i>N = 12</i>	<i>N=9</i>
Carbon monoxide, mg	2269 ± 108	65.5 ± 5.5
PAH, ng	<i>N = 11</i>	<i>N = 3</i>
<i>Total PAH</i>	1193 ± 226	305 ± 49
Particle number emissions	<i>N = 4</i>	<i>N = 4</i>
ultrafine particles 5.6-99.5 nm, /10 ¹²	3.99 ± 0.60	0.639 ± 0.188
total particles 5.6-560 nm, /10 ¹²	4.38 ± 0.66	1.68 ± 0.27
count median diameter, nm	37.9 ± 4.1	130 ± 8
Volatile aldehydes, ug	<i>N = 6</i>	<i>N = 5</i>
<i>Total aldehydes</i>	12000 ± 1610	2954 ± 416

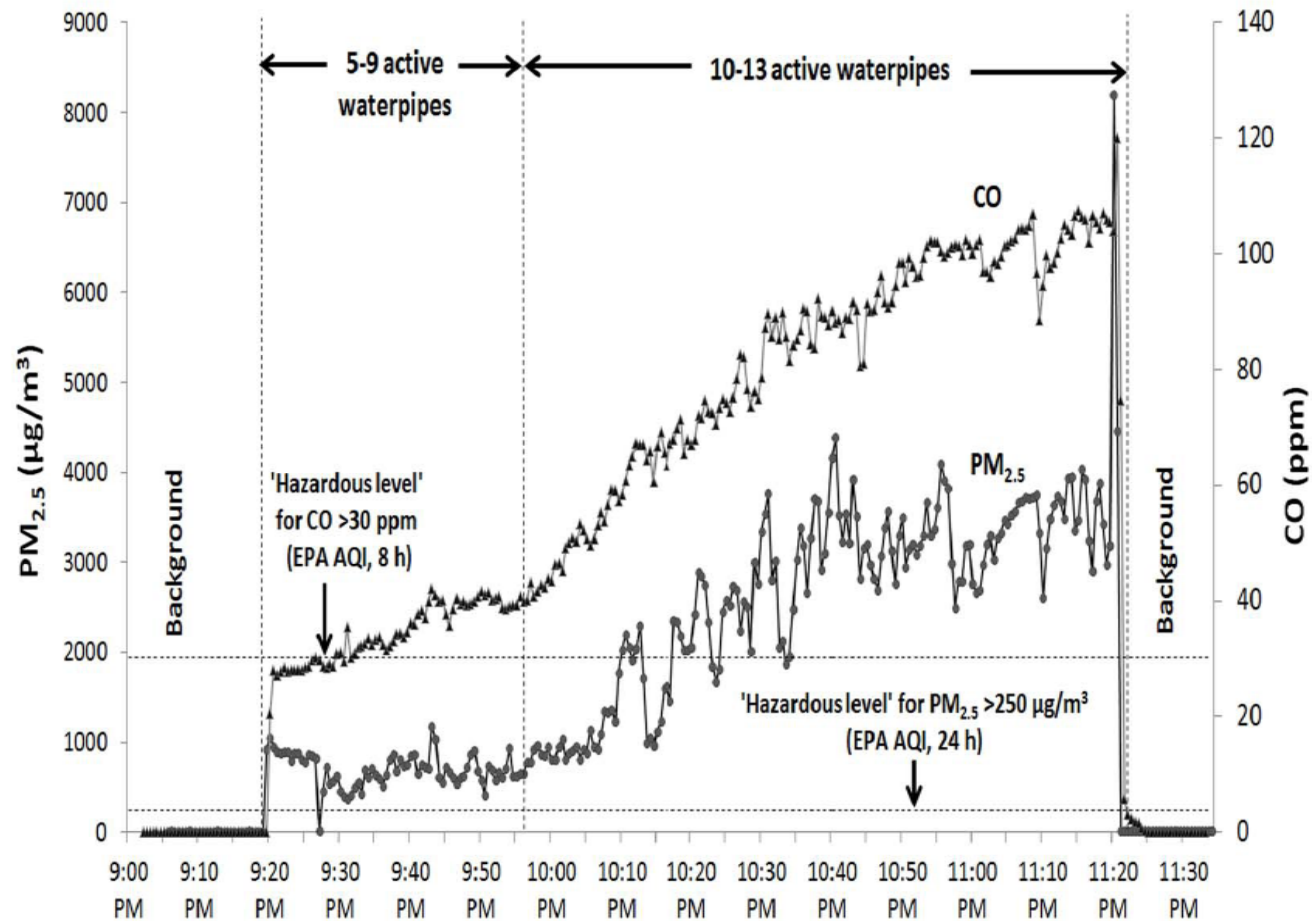
Observational studies in WP cafés

Hammal et al., 2013



Observational studies in WP cafés

Zhang et al., 2013



Contact

Mark Parascandola, PhD, MPH

Epidemiologist

Tobacco Control Research Branch

Behavioral Research Program

Division of Cancer Control and Population Sciences

National Cancer Institute

6130 Executive Blvd, MSC 7337

Executive Plaza North, EPN 4032

Bethesda, MD 20892-7337

Email: paramark@mail.nih.gov