


WA State's Scientific Resources



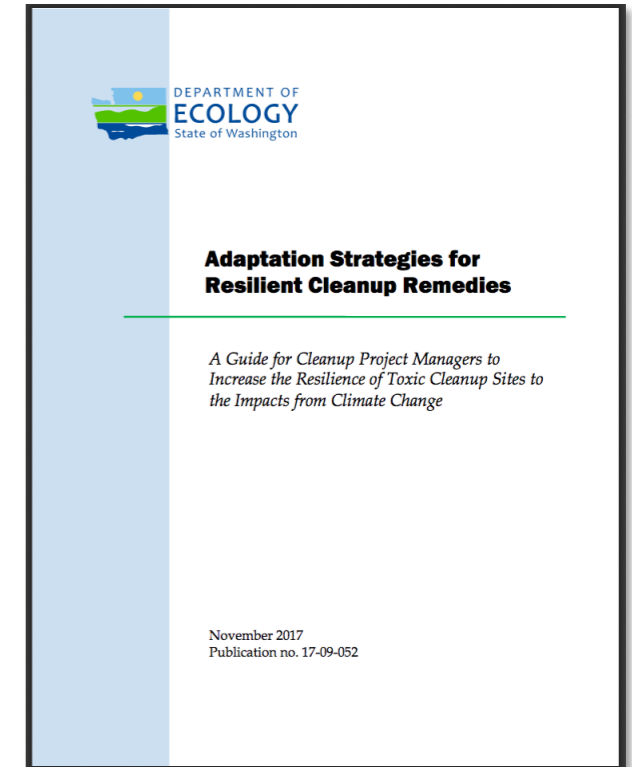


Science & climate risk management

The magnitude and rate of climate change depends on atmospheric greenhouse gas levels

The severity of local impacts depends on the degree of preparation for changing conditions, e.g.:

- Reducing climate sensitivity of mid- to long-term investments
- Adjusting ongoing planning, operations & management processes



Advances in addressing impacts

Ocean acidification conservation hatchery for learning & mitigation strategy testing

Multiyear experiments and modeling to test use of vegetation-based systems for remediation.



Photo credit: Taylor Shellfish Farms


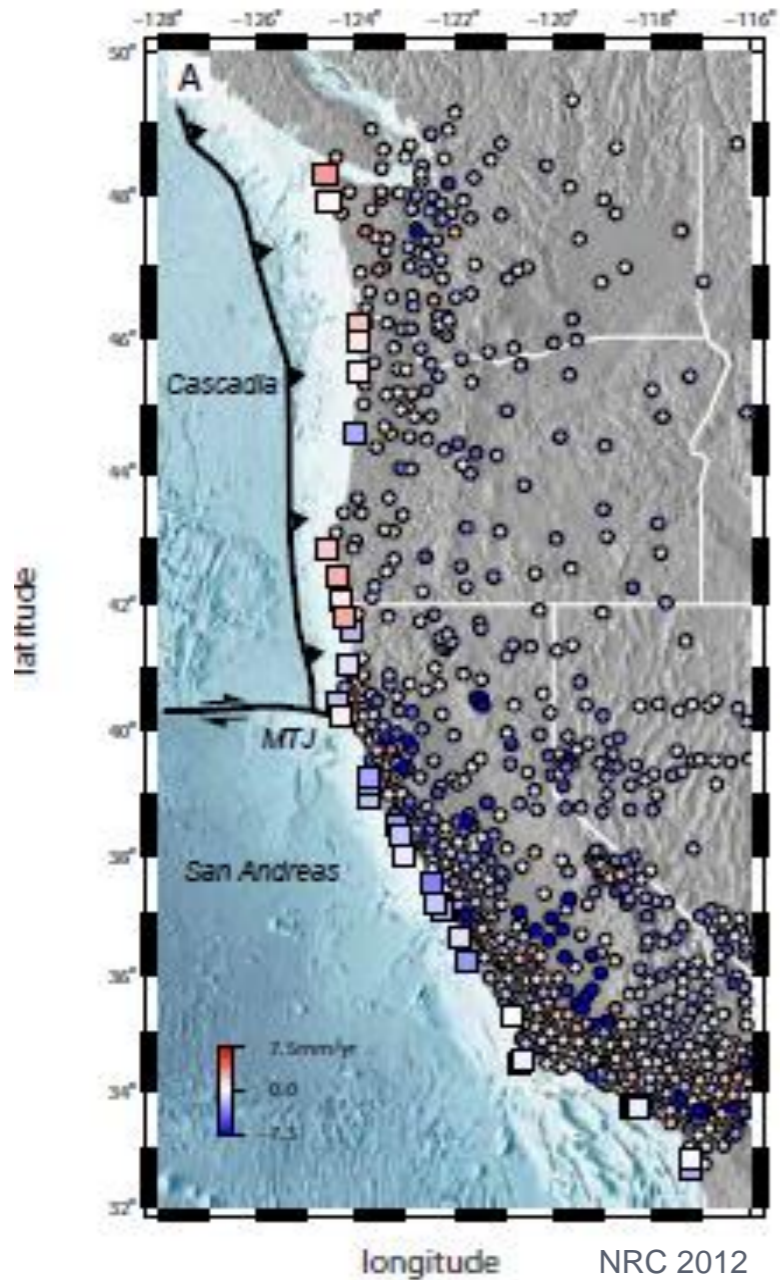


Photo credit: Bill Dewey

Advances in addressing impacts



Cutting-edge sea level rise projections will provide:

- Increased detail about local rates of sea level rise
- Probabilistic framework for addressing sea level rise impacts

Communities across the Puget Sound are building capacity for incorporating advanced sea level rise projections in local risk assessment and response

Advances in addressing impacts



Research on alternate forest treatment strategy impact on fire behavior and post-fire recovery


Adjustments in restoration strategies to align with changing conditions





Advances in addressing impacts





The Climate Impacts Group
cig.uw.edu

Guillaume Mauger
gmauger@uw.edu