

PSID A national study of socioeconomics and health
over lifetimes and across generations



The Panel Study of Income Dynamics

**David S. Johnson
Charlie Brown, Vicki Freedman,
Kate McGonagle and Narayan Sastry
University of Michigan**

CNSTAT/NSF Standing Committee Meeting
January 20, 2016

PSID in the Beginning

- Began in 1968 with 4,800 American families, including oversample of low SES families
- Originally designed to understand the causes and consequences of poverty in US

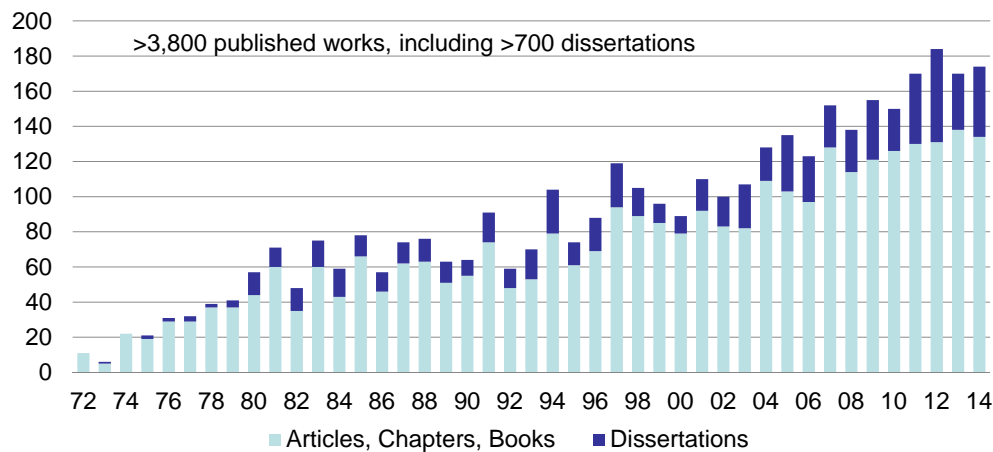
Almost 50 years Later

- World's longest running nationally representative household panel survey
- Family of studies: Main interview ("Core"), regular supplements (Child Development and Transition to Adulthood Supplements), age and content-specific supplements, add-on modules, and linkages

3

Scientific Productivity

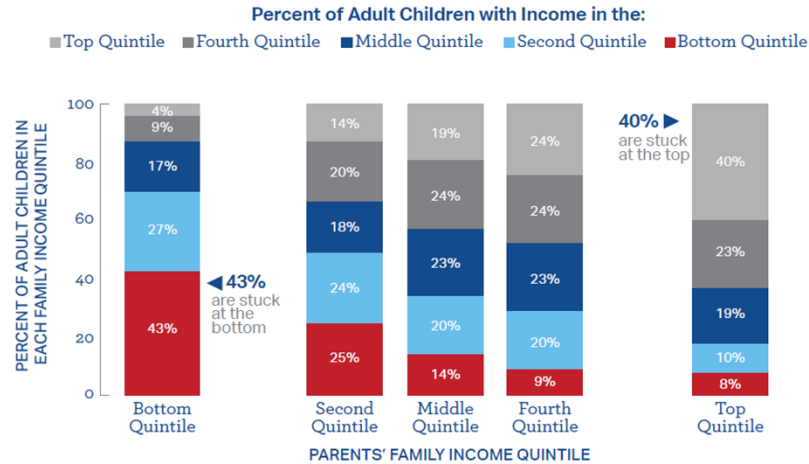
Number of Publications Per Year: 1972-2014



4

Key Figure in AEI/Brookings report on Poverty and Opportunity

FIGURE 3
INCOME QUINTILE OF CHILDREN WHEN THEY GROW UP RELATIVE TO THEIR PARENTS' INCOME QUINTILE



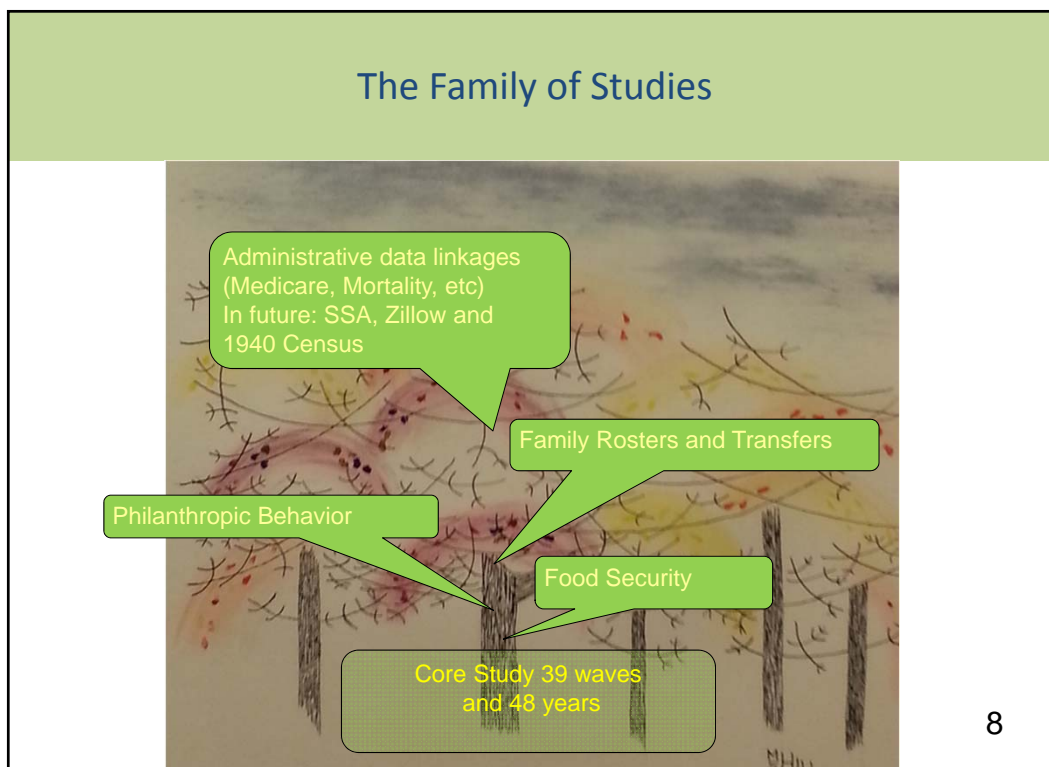
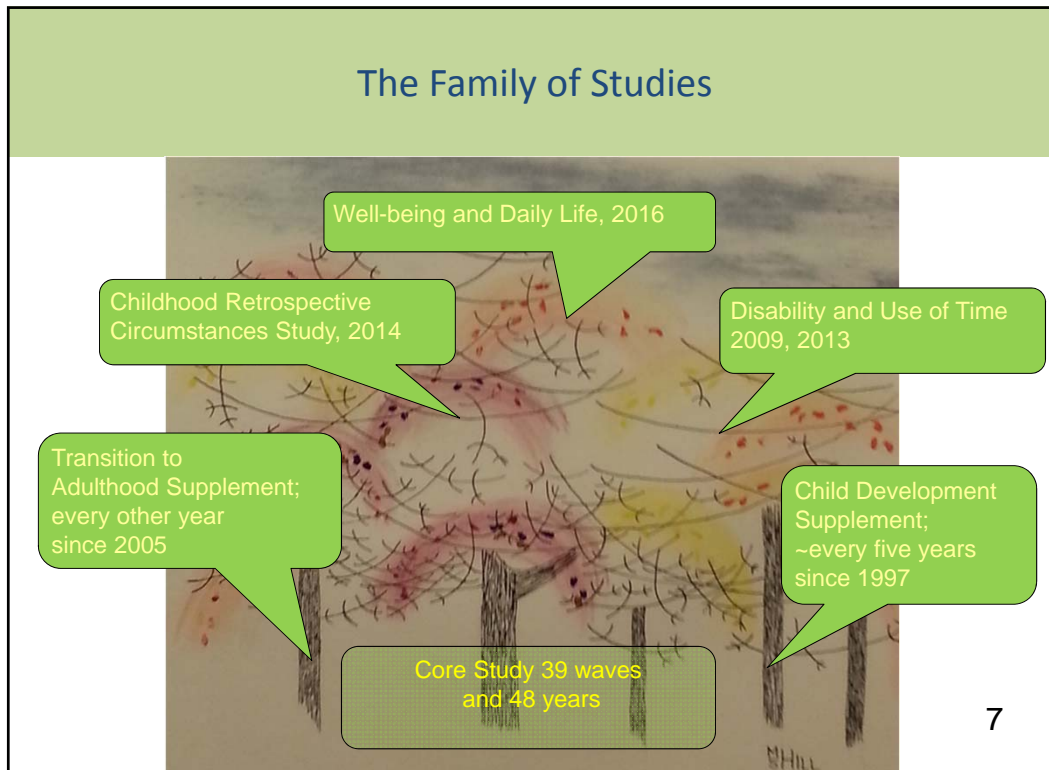
5

The Family of Studies

Main sponsors of core
National Science Foundation
National Institute on Aging
Eunice Kennedy Shriver National Institute of
Child Health and Human Development

Core Study 39 waves
and 48 years

6



Overview of Core Design

- **Respondent**
 - One household informant reports for family unit
- **Periodicity**
 - Annual interviews 1968-1997
 - Biennial interviews 1997-present
- **Mode**
 - In-person 1968-1972
 - Telephone 1973-1993
 - Computer assisted telephone (CATI) 1993-present
 - Exploring translation of Core to Web
- **Length**
 - One hour 1968-1972
 - 30 minutes 1973-1997
 - 60-80 minutes 1999-present

9

PSID Sample

- 39 waves of PSID data collected 1968-2015
- In 2015, ~25,000 individuals in 10,000 families
- **Sample Growth**
 - When adult children “split off” and form their own economically independent households, they are invited to join
 - 1997 and upcoming 2017 immigrant refresher samples
- Multiple generations

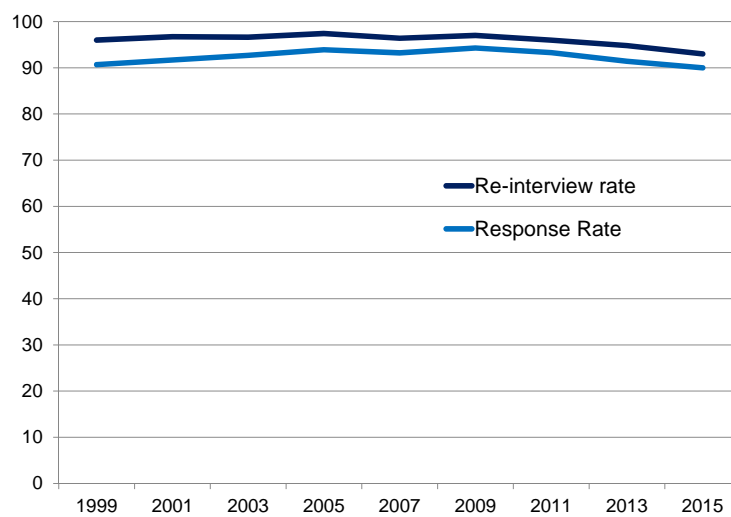
10

Extensive Core Content

- Employment
- Income Detail
- Expenditures
- Demographics
- Education
- Program Participation
- Housing
- Housework
- Child care
- Vehicle Inventory & Expenses
- Physical & Mental Health
- Wealth & Active Savings
- Philanthropic Giving & Volunteering
- Marriage & Fertility History
- Household Composition
- Computer Use

11

Extraordinary Response Rates



12

Dissemination @ www.psid.org

- Free Online Data Center
 - Allows variable searching, browsing, customizing datasets and codebooks
 - Automatically conducts complex dataset merges
- Family Identification Mapping System
- Training tutorials and workshops
- Exhibits at conferences
- User Help Desk

13

Innovations and Initiatives

- Web-based Production Management Dashboard
- Tailored respondent contact methods, mailings, email, text messages, and incentive strategies
- Web-based pilot survey
- Immigrant refresher building on HRS screening project to minimize costs (~750 families)

14

Challenges and Opportunities

Challenges

- Respondents less willing to engage with traditional CATI survey design
 - Cell phone use increasing with ~50% US families without landline
 - Increased use of caller ID, call blocking
 - Busy families
- Higher costs to maintain response rates
- Modernize while maintaining data series and quality

15

Challenges and Opportunities

Challenges

- Respondents less willing to engage with traditional CATI survey design
 - Cell phone use increasing with ~50% US families without landline
 - Increased use of caller ID, call blocking
 - Busy families
- Higher costs to maintain response rates
- Modernize while maintaining data series and quality

Opportunities

- Develop mixed mode (web) interview protocols
- Expand contact strategies and incentive strategies
- Strengthen the use of actionable paradata and adaptive design techniques
- Explore the potential of administrative data to enhance (or replace) survey data
- Obtain funding for methods panel (ala UKHLS)

16

Extra slides

17

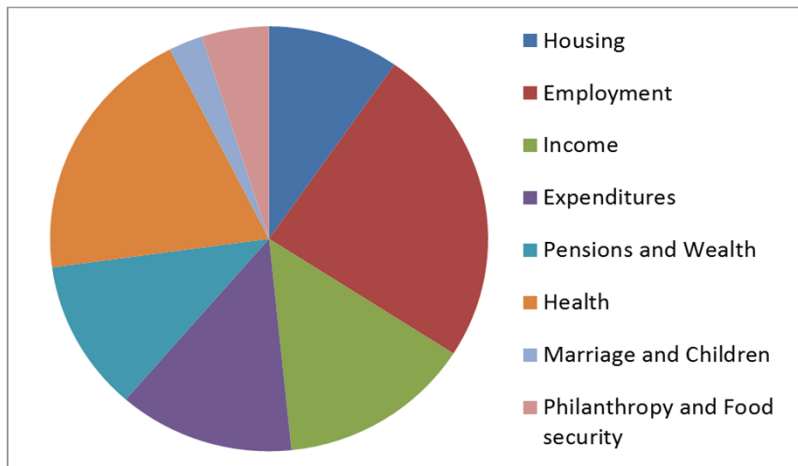
Collecting Data throughout the year

PROJECTS TIMELINE

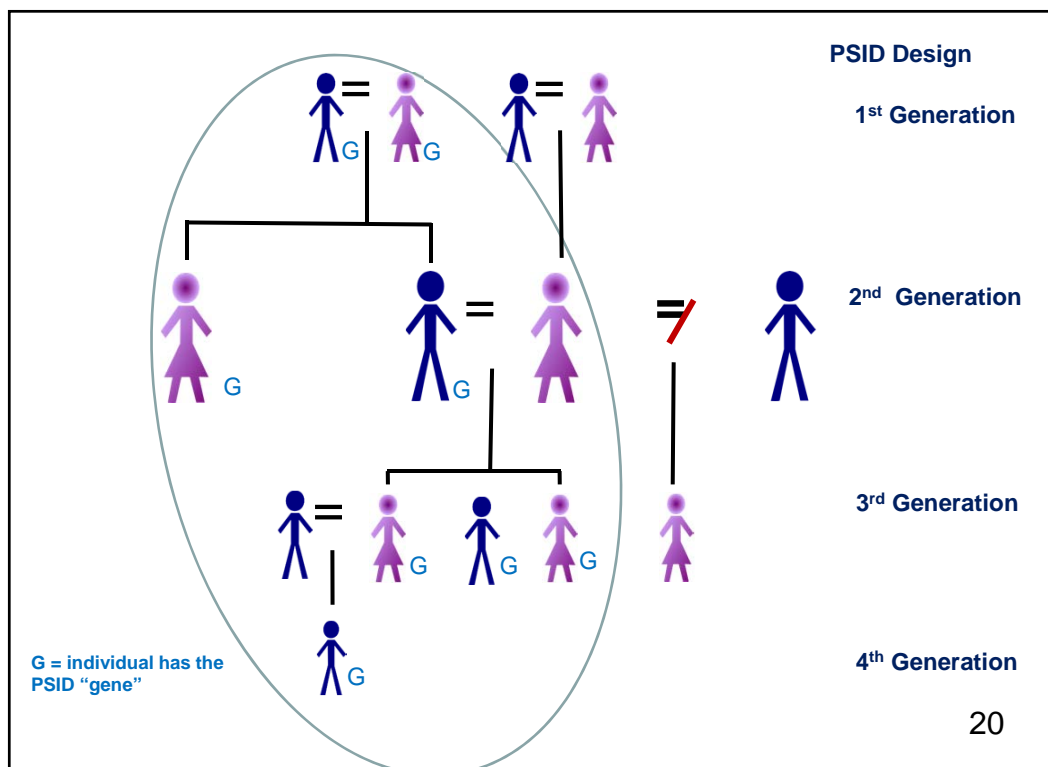
	2014			2015												2016												2017				
	O	D	J	F	M	A	M	J	J	A	S	O	N	D	J	F	M	A	M	J	J	A	S	O	N	D	J	F	M	A	M	
2014 CDS																																
2015 Core PSID																																
2015 TAS																																
2016 WebMail: Well-being																																
2017 Immigrant Screener																																
2015 Webinize (All-stars)																																
2017 Core PSID																																

18

Distribution of timing of Core Content



19



20

Online Bibliography

Online Bibliography

Author: Title: Journal: Sort by: Year Ascending
☐ All ☐ Any ☐ Phrase ☐ All ☐ Any ☐ Phrase ☐ All ☐ Any ☐ Phrase ☐ Only PMID citations ☐ Exclude PMID citations [Help](#)

Type (# of publications)		<input checked="" type="checkbox"/> Check All
<input checked="" type="checkbox"/> Book Chapter (492)	<input checked="" type="checkbox"/> Books (68)	<input checked="" type="checkbox"/> Dissertation (733)
<input checked="" type="checkbox"/> Journal Article (2602)	<input checked="" type="checkbox"/> Report (52)	

Year of publication (# of publications)		<input checked="" type="checkbox"/> Check All
<input checked="" type="checkbox"/> 1971 (8)	<input checked="" type="checkbox"/> 1972 (11)	<input checked="" type="checkbox"/> 1973 (6)
<input checked="" type="checkbox"/> 1974 (22)	<input checked="" type="checkbox"/> 1975 (21)	<input checked="" type="checkbox"/> 1976 (31)
<input checked="" type="checkbox"/> 1977 (32)	<input checked="" type="checkbox"/> 1978 (39)	<input checked="" type="checkbox"/> 1979 (41)
<input checked="" type="checkbox"/> 1980 (57)	<input checked="" type="checkbox"/> 1981 (71)	<input checked="" type="checkbox"/> 1982 (48)
<input checked="" type="checkbox"/> 1983 (75)	<input checked="" type="checkbox"/> 1984 (59)	<input checked="" type="checkbox"/> 1985 (78)
<input checked="" type="checkbox"/> 1986 (57)	<input checked="" type="checkbox"/> 1987 (74)	<input checked="" type="checkbox"/> 1988 (76)
<input checked="" type="checkbox"/> 1989 (63)	<input checked="" type="checkbox"/> 1990 (64)	<input checked="" type="checkbox"/> 1991 (91)
<input checked="" type="checkbox"/> 1992 (59)	<input checked="" type="checkbox"/> 1993 (70)	<input checked="" type="checkbox"/> 1994 (104)
<input checked="" type="checkbox"/> 1995 (74)	<input checked="" type="checkbox"/> 1996 (88)	<input checked="" type="checkbox"/> 1997 (119)
<input checked="" type="checkbox"/> 1998 (105)	<input checked="" type="checkbox"/> 1999 (96)	<input checked="" type="checkbox"/> 2000 (89)
<input checked="" type="checkbox"/> 2001 (110)	<input checked="" type="checkbox"/> 2002 (100)	<input checked="" type="checkbox"/> 2003 (107)
<input checked="" type="checkbox"/> 2004 (128)	<input checked="" type="checkbox"/> 2005 (136)	<input checked="" type="checkbox"/> 2006 (122)
<input checked="" type="checkbox"/> 2007 (152)	<input checked="" type="checkbox"/> 2008 (138)	<input checked="" type="checkbox"/> 2009 (155)
<input checked="" type="checkbox"/> 2010 (150)	<input checked="" type="checkbox"/> 2011 (169)	<input checked="" type="checkbox"/> 2012 (183)
<input checked="" type="checkbox"/> 2013 (169)	<input checked="" type="checkbox"/> 2014 (173)	<input checked="" type="checkbox"/> 2015 (127)

Keywords (# of publications)		<input checked="" type="checkbox"/> Check All
<input checked="" type="checkbox"/> Aging (1281)	<input checked="" type="checkbox"/> Child Development Supplement (379)	<input checked="" type="checkbox"/> Children (460)
<input checked="" type="checkbox"/> Disability & Use of Time (9)	<input checked="" type="checkbox"/> Education Attainment & Achievement (791)	<input checked="" type="checkbox"/> Expenditures, Savings & Consumption (588)
<input checked="" type="checkbox"/> Family Formation & Composition (893)	<input checked="" type="checkbox"/> Food & Nutrition (249)	<input checked="" type="checkbox"/> Gender Differences (538)
<input checked="" type="checkbox"/> Government Transfers (409)	<input checked="" type="checkbox"/> Health, Disability & Mortality (622)	<input checked="" type="checkbox"/> Housing (346)
<input checked="" type="checkbox"/> Income (929)	<input checked="" type="checkbox"/> Intergenerational Influences & Transfers (597)	<input checked="" type="checkbox"/> International Studies (193)
<input checked="" type="checkbox"/> Labor Market & Outcomes (1867)	<input checked="" type="checkbox"/> Life Course (378)	<input checked="" type="checkbox"/> Neighborhoods & Geographic Mobility (421)
<input checked="" type="checkbox"/> Philanthropy (72)	<input checked="" type="checkbox"/> Poverty (577)	<input checked="" type="checkbox"/> Racial-Ethnic Differences (605)
<input checked="" type="checkbox"/> Retirement (122)	<input checked="" type="checkbox"/> Statistical & Econometric Methods (462)	<input checked="" type="checkbox"/> Survey Methodology (306)
<input checked="" type="checkbox"/> Taxes (195)	<input checked="" type="checkbox"/> Time Use & Home Production (257)	<input checked="" type="checkbox"/> Transition to Adulthood (45)
<input checked="" type="checkbox"/> Wealth, Assets & Pensions (660)	<input checked="" type="checkbox"/> Wellbeing (241)	

21

Online data tool

Search the name, label, question, and explanation text of all variables in the Data Center.

PSID family & individual CDS time diaries TA
Years available: All except 2002 1997, 2002, 2007 2005, 2007, 2009, 2011

☐ Any words(OR) ☒ All words (AND) ☐ Phrase

Years	<input checked="" type="checkbox"/> all <input type="checkbox"/> none
<input checked="" type="checkbox"/> 1968	<input checked="" type="checkbox"/> 1981
<input checked="" type="checkbox"/> 1969	<input checked="" type="checkbox"/> 1982
<input checked="" type="checkbox"/> 1970	<input checked="" type="checkbox"/> 1983
<input checked="" type="checkbox"/> 1971	<input checked="" type="checkbox"/> 1984
<input checked="" type="checkbox"/> 1972	<input checked="" type="checkbox"/> 1985
<input checked="" type="checkbox"/> 1973	<input checked="" type="checkbox"/> 1986
<input checked="" type="checkbox"/> 1974	<input checked="" type="checkbox"/> 1987
<input checked="" type="checkbox"/> 1975	<input checked="" type="checkbox"/> 1988
<input checked="" type="checkbox"/> 1976	<input checked="" type="checkbox"/> 1989
<input checked="" type="checkbox"/> 1977	<input checked="" type="checkbox"/> 1990
<input checked="" type="checkbox"/> 1978	<input checked="" type="checkbox"/> 1991
<input checked="" type="checkbox"/> 1979	<input checked="" type="checkbox"/> 1992
<input checked="" type="checkbox"/> 1980	<input checked="" type="checkbox"/> 1993
<input checked="" type="checkbox"/> 1994	<input checked="" type="checkbox"/> 1995
<input checked="" type="checkbox"/> 1996	<input checked="" type="checkbox"/> 1997
<input checked="" type="checkbox"/> 1998	<input checked="" type="checkbox"/> 1999
<input checked="" type="checkbox"/> 2000	<input checked="" type="checkbox"/> 2001
<input checked="" type="checkbox"/> 2002	<input checked="" type="checkbox"/> 2003
<input checked="" type="checkbox"/> 2004	<input checked="" type="checkbox"/> 2005
<input checked="" type="checkbox"/> 2006	<input checked="" type="checkbox"/> 2007
<input checked="" type="checkbox"/> 2008	<input checked="" type="checkbox"/> 2009
<input checked="" type="checkbox"/> 2010	<input checked="" type="checkbox"/> 2011
<input checked="" type="checkbox"/> 2012	<input checked="" type="checkbox"/> 2013

Data type	<input checked="" type="checkbox"/> all <input type="checkbox"/> none
<input checked="" type="checkbox"/> PSID Family-level	
<input checked="" type="checkbox"/> PSID Individual-level	
<input checked="" type="checkbox"/> CDS (including Time Diary Aggregates)	
<input checked="" type="checkbox"/> CDS Time Diaries	
<input checked="" type="checkbox"/> TA	
<input checked="" type="checkbox"/> Family History	

Section of codebook	<input checked="" type="checkbox"/> all <input type="checkbox"/> none
<input type="checkbox"/> Question or explanation text	
<input type="checkbox"/> Variable label	
<input type="checkbox"/> Variable name	
<input checked="" type="checkbox"/> All	

22