



Global Slavery Index, Global Estimates of Modern Slavery, and the Global Multiple Systems Estimation Program: Best Practices and Lessons Learned

Davina P. Durgana, PhD

Senior Statistician & Co-Author of the Global
Slavery Index

Agenda

Global Estimates of Modern Slavery

Introduction and Background

Human Trafficking as National Security

Global Slavery Index 2018

Importance of Data in Public Policy and MSE

Q&A

OUR INITIATIVES



Our initiatives work together to build a movement larger than the sum of its parts.



Ending modern slavery



Making cancer non-fatal



Creating indigenous parity



Promoting childhood development



Supporting research & entrepreneurship

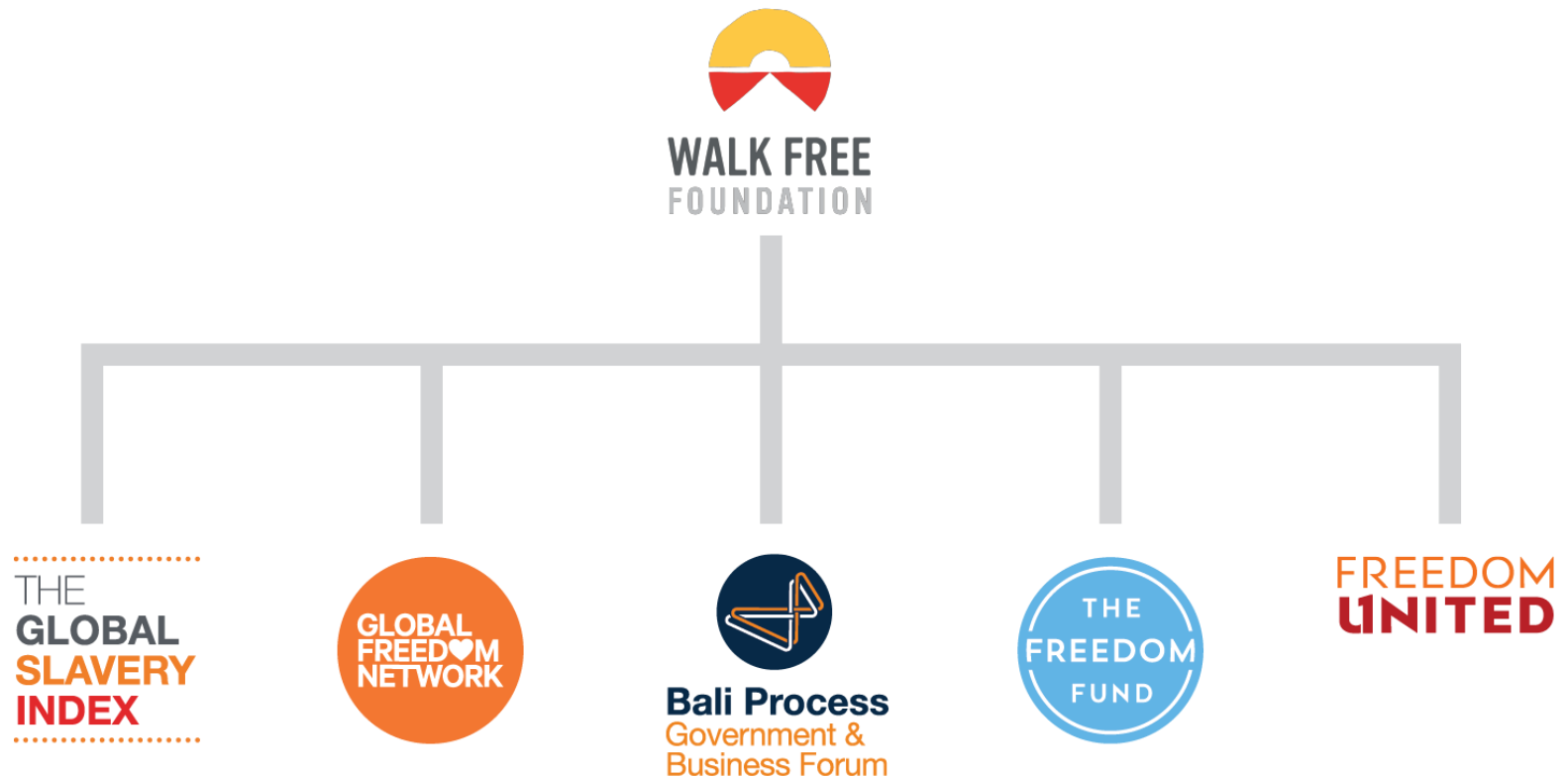


Restoring ocean health



Supporting arts, culture, community & environment

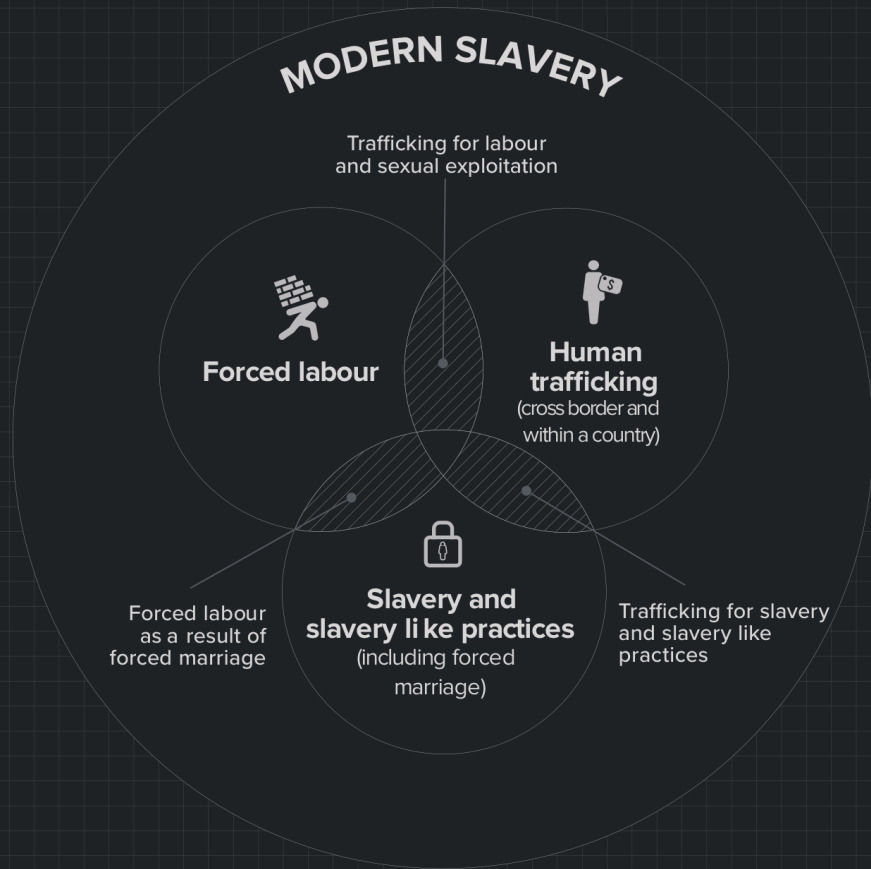
Research Funding



MODERN SLAVERY



Modern slavery
is an umbrella term



THE GLOBAL SLAVERY INDEX 2018



40.3 million people
around the world were victims
of modern slavery in 2016



women and girls

are disproportionately affected
by modern slavery, accounting
for 71% of the overall total



15.4 million people
are in forced marriage



DOMESTIC



SEX



CONSTRUCTION



MANUFACTURING



AGRICULTURE



FISHING

sectors where the
risk of modern slavery
is especially high

Women and girls outnumber men and boys as victims of most forms of modern slavery

Forced labour exploitation



Forced sexual exploitation



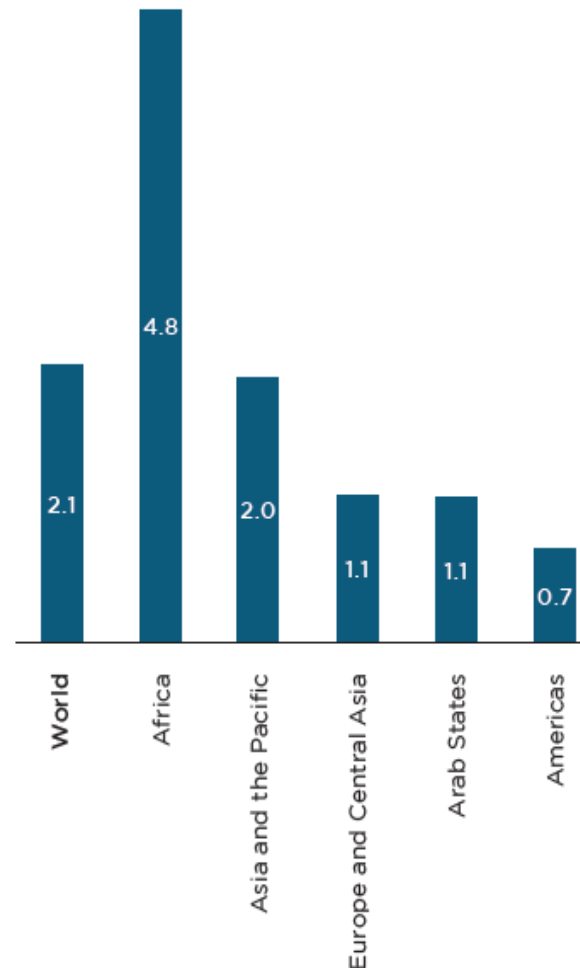
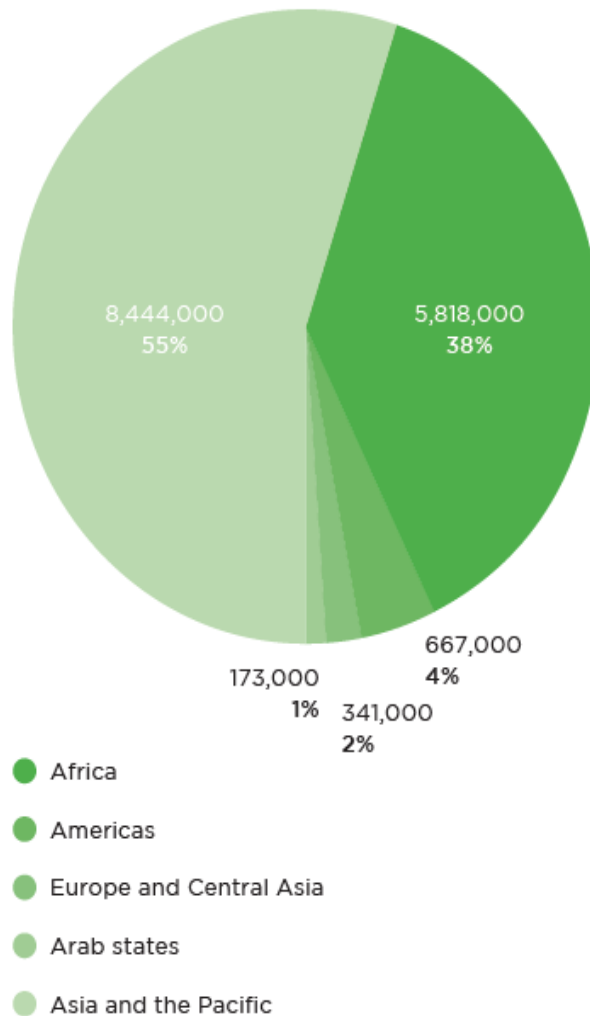
State-imposed forced labour



Forced marriage



FORCED MARRIAGE ACROSS REGIONS



Note: These figures are based on national household surveys conducted in 48 countries, involved interviews with more than 71,000 respondents aged 15 years or older. See methodological annex for further details.

Introduction & Background: Finding the Hidden in Uncontrolled Spaces



Source: Africa Presse

Forced conscription
and child combatants –
Eritrea, Burundi,
Rwanda, Colombia



Source: Green Peace

Illegal Logging in
Amazon



Source: Telegraph

Deep Sea Slaves on
Fishing Boats and Satellites



Source: NBC Chicago

Urban
Street
gangs in
Southside
Chicago

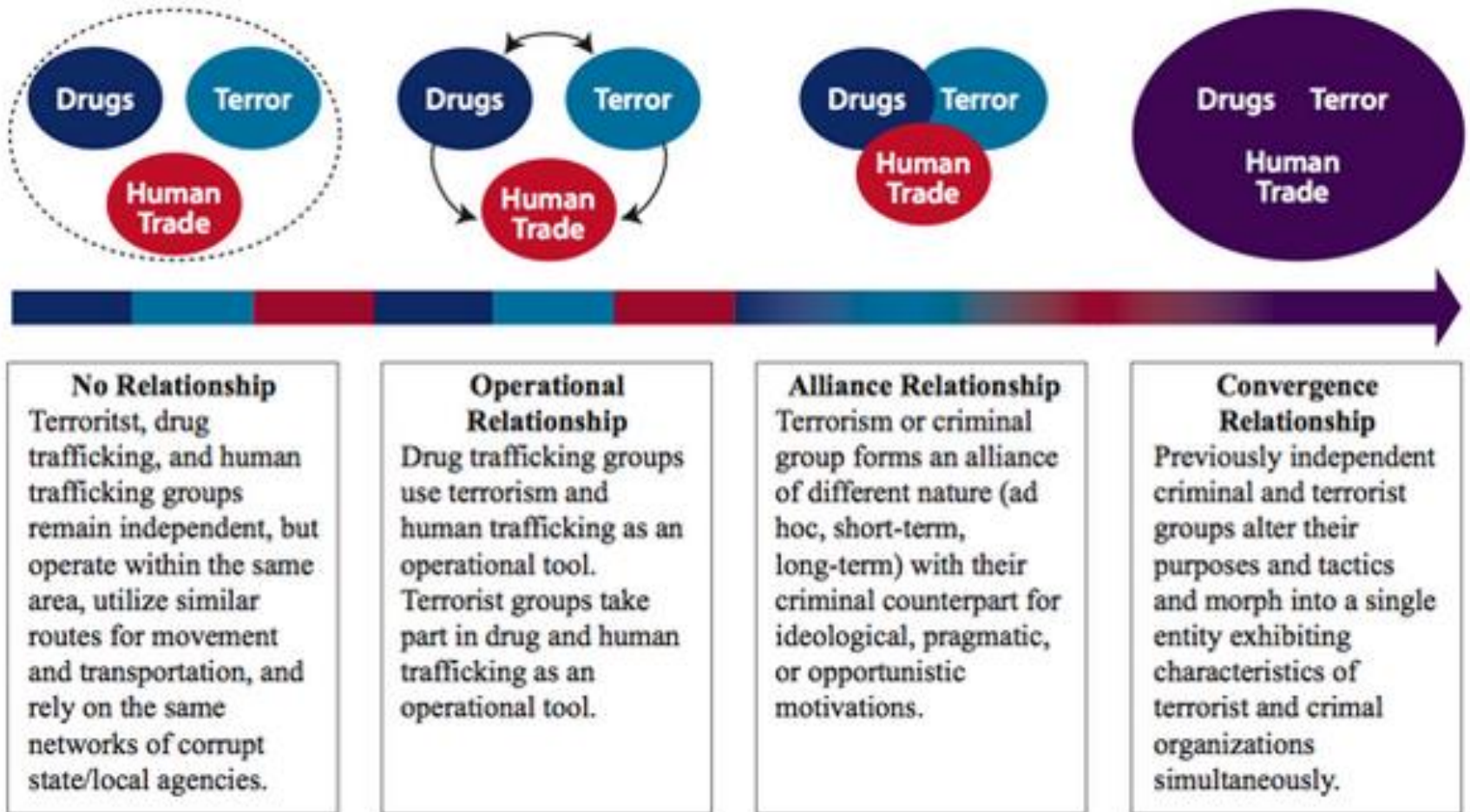


Source: National Geographic

Irregular
Migration
and
Refugees

Human Trafficking as National Security

Continuum of Relationships between Trafficking and Terrorism



Data Importance in Public Policy

“But there are also unknown unknowns – the ones we don't know we don't know. And if one looks throughout the history of our country and other free countries, it is the latter category that tend to be the difficult ones.”



Why Global Estimates?

***“There is a lack of information on transnational organized criminal markets and trends. The few studies that exist have looked at sections of the problem, by sector or country, rather than the big picture. Without a global perspective, there cannot be evidence-based policy” –
UNODC***

2011 WH Strategy to Combat Transnational Organized Crime, National Guard, US Southern Command (SOUTHCOM), DHS, DOS – INL, Treasury – FinCEN, DEA, FBI, Interpol, Europol, World Bank, IMF, OECD

[illegible]

Forced Sexual
Exploitation
(adults and children)

Surveys



I was locked up and punished, sometimes I spent a whole day without eating

- 54 year old Female, Mauritania

Withheld of my papers and my passport . Then they forced me to sell the drugs to repay debts of my brother who was in the Italian prison at that time

- 27 year old Male, Tunisia

This is an old disease in the village that if you are not able to pay off your debts you will have to work as a bonded laborer in the field of a powerful person.

- 54 year old Female, India

Brought to islands and up to forest to work as lumberjack, but employer didn't supply food and pay wage, so I had to escape back.

- 40 year old Male, Vietnam

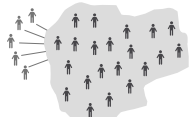
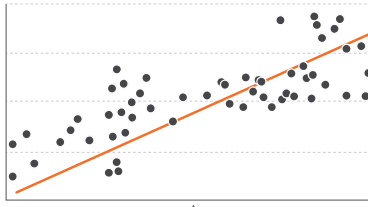
GLOBAL SLAVERY INDEX 2018

VULNERABILITY AND PREVALENCE

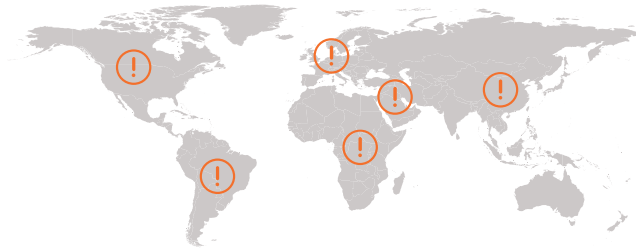


Estimating Prevalence

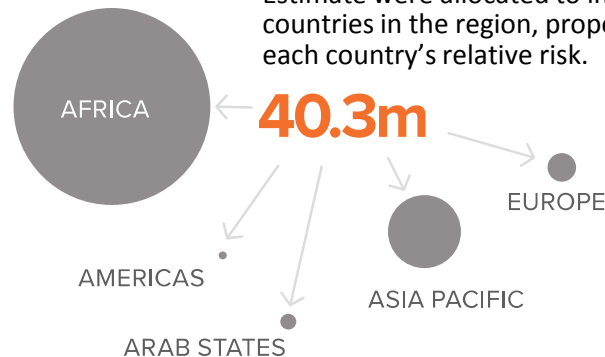
1. Individual and country-level risk factors were identified and then used to build a model that predicts modern slavery.



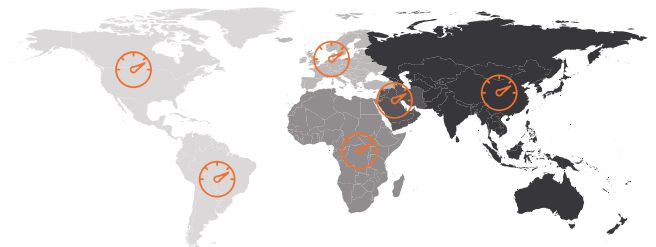
2. Individual predictions were aggregated into country-level risk scores.



3. Regional-level population estimates of modern slavery from the 2017 Global Estimate were allocated to individual countries in the region, proportionate to each country's relative risk.



4. The number of victims was then estimated by applying the prevalence estimate to population data for each country and estimates of state imposed forced labour added to arrive at the final estimate of all forms of modern slavery.



Assessing Government Responses



- Based on an assessment of 104 indicators of a government response
- Situational crime prevention theory
- Aggregated to total of 100

Importing Risk into the United States

UNITED STATES

Top 5 **Imported** products at risk of modern slavery

Importing country ■
Source country ■



ELECTRONICS*



GARMENTS



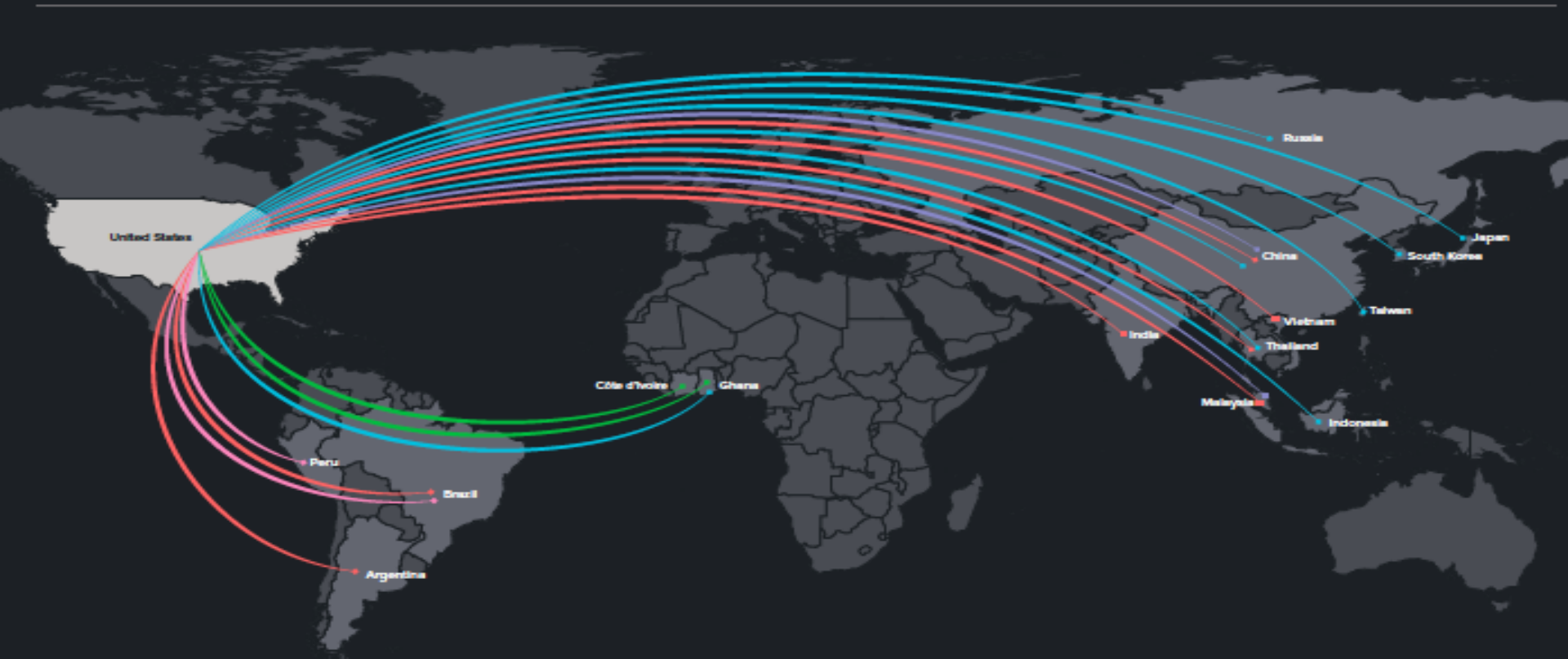
FISH



COCOA

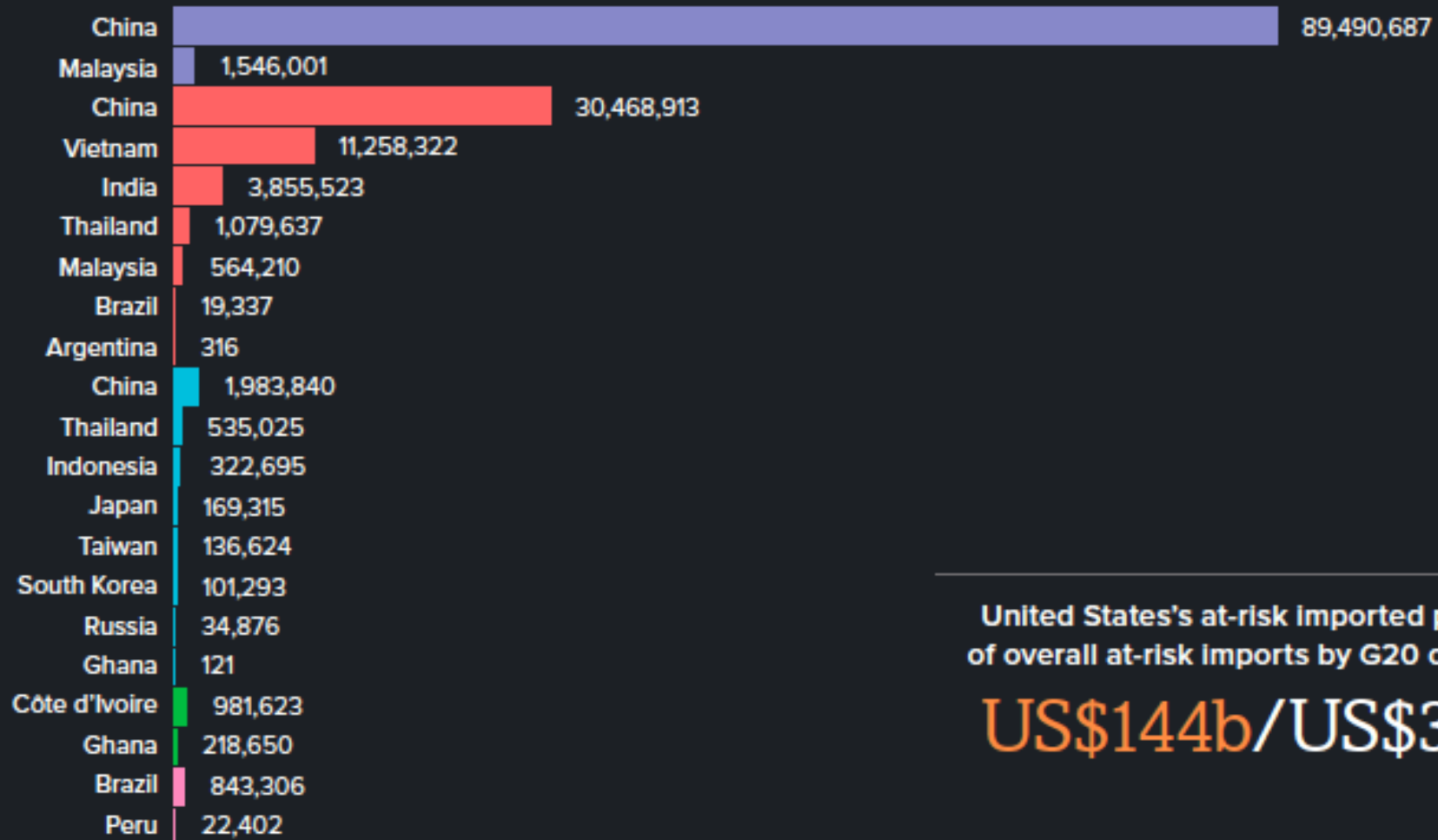


TIMBER



Importing Risk into the United States

Breakdown of at-risk imported products by source country (annually, in thousands of US\$)^a



United States's at-risk imported products,
of overall at-risk imports by G20 countries.^

US\$144b/US\$354b

**see Appendix 3*

**Applies to laptops, computers and mobile phones only*

^This relates to the top 5 at-risk imports

Multiple Systems Estimation



- Joint Programme with UNODC, IOM, and Walk Free Foundation
- Successful estimates in the Netherlands, Ireland, Serbia, Romania, Belarus, Australia, Slovakia
- Covariate information is analysed for more detailed estimates including age groups, nationality, industry of exploitation, gender
- Several potential future country projects are upcoming including CSEC in Japan, Colombia, and others.

WHAT NEEDS TO BE DONE?



- Additional evaluation of the method is needed

- Walk Free Foundation is partnering with the Bayes Centre at the University of Edinburgh on two special editions in peer-reviewed journals examining MSE methodology and application in slavery



THANK YOU

Davina P. Durgana, PhD

ddurgana@minderoo.com.au

+61 432 388 278

minderoo.com.au/walk-free