

---

# CSET

## Cyber Security Evaluation Tool

Industrial Control Systems Cyber Emergency Response Team  
U.S. Department of Homeland Security



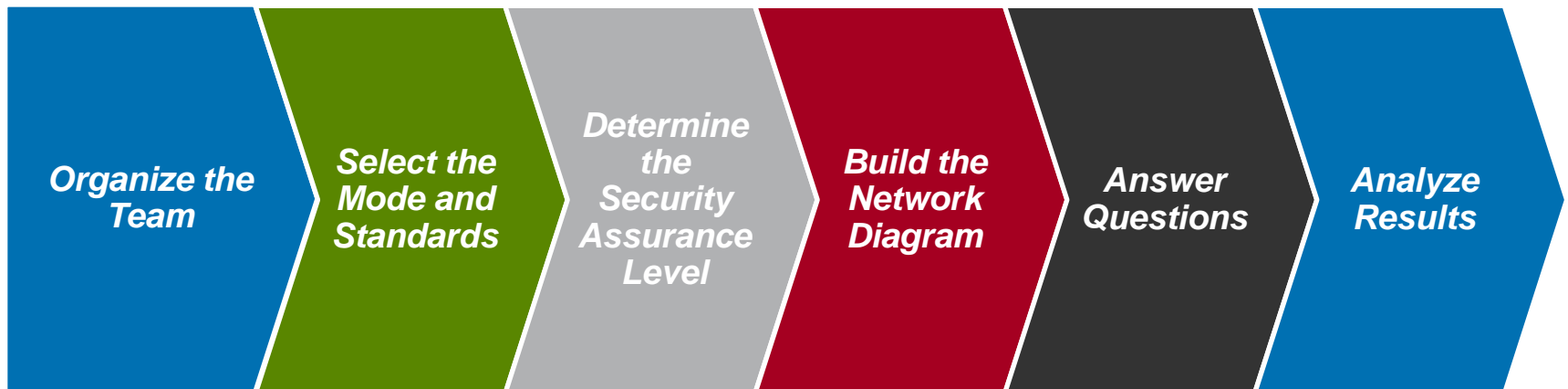
**Homeland  
Security**



# Assessment Team

*A TEAM of participants is required to perform a successful assessment*

Type of Participant	Knowledge
Control Systems Engineer	Control systems
Configuration Manager	Systems management
Operations Manager	Business operations
IT Network Specialist	IT infrastructure
IT Security Officer	Policies & procedures
Risk Analyst or Insurance Specialist	Risk



# Assessment Process

Basic steps in the assessment

# Automated Process Guidance

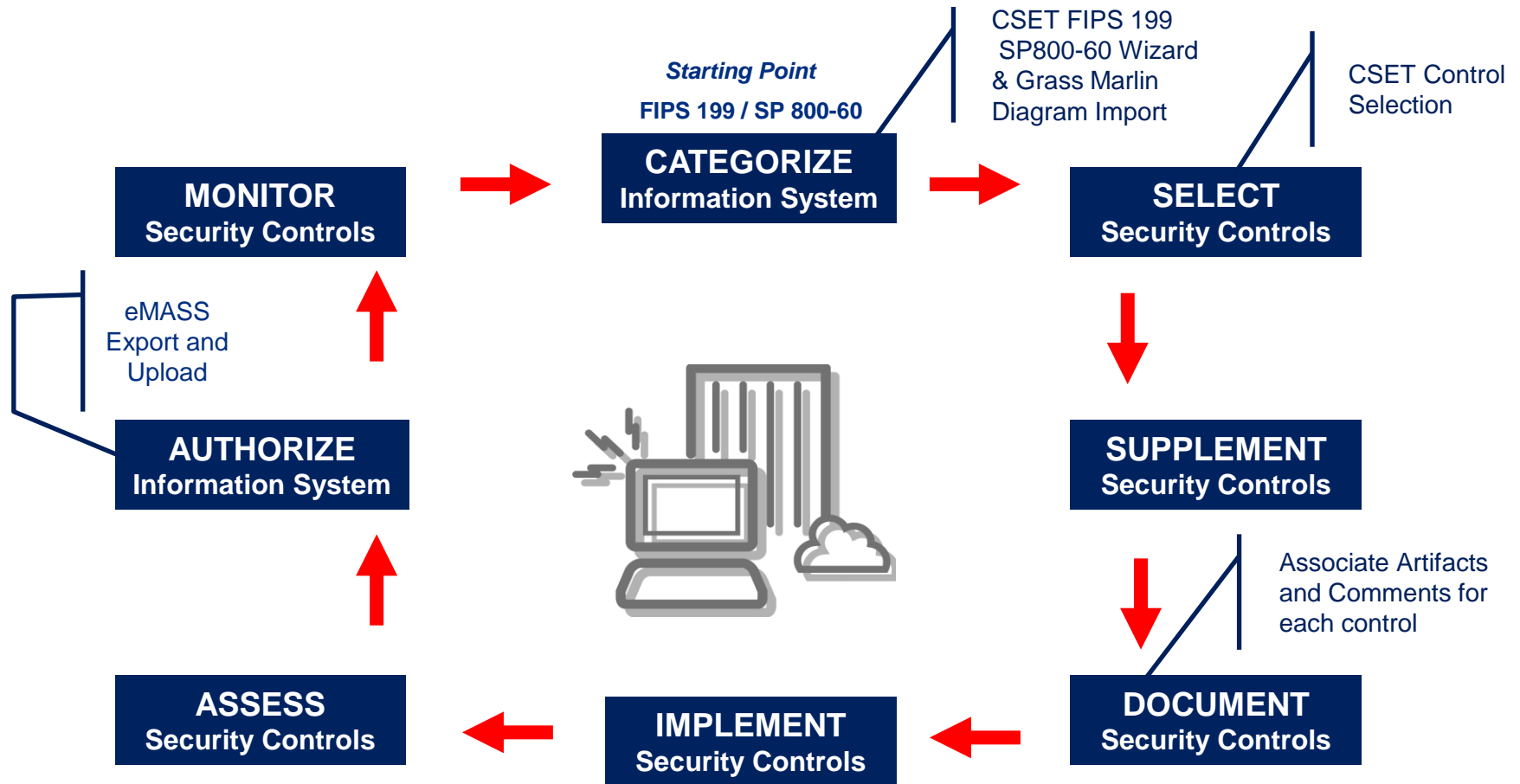
The tax code is extremely complex, but tax software can guide a novice through the complexity to achieve a reasonable result?

Cybersecurity process and programs are extremely complex...

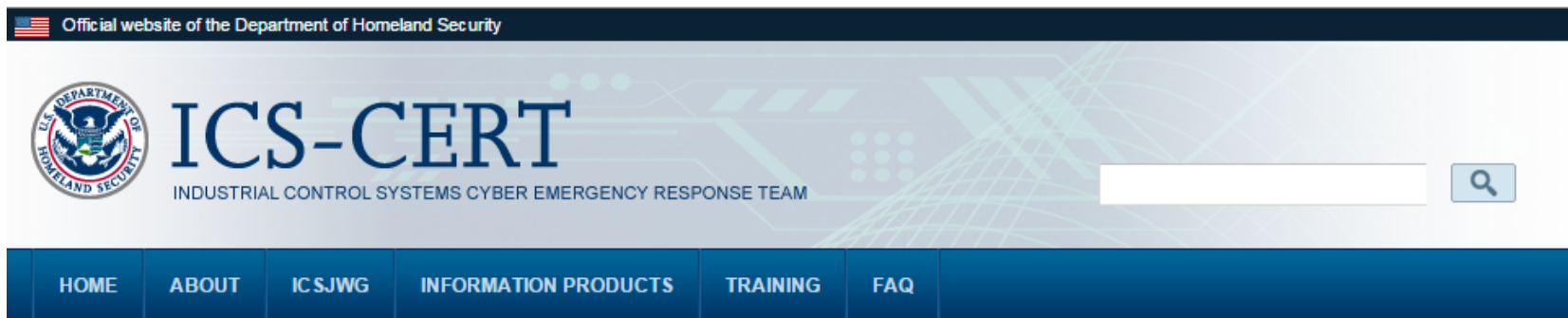
- Process is overhead
- Lack of process is chaos and inefficiency



# NIST Risk Management Framework



# https://ics-cert.us-cert.gov/



## Control Systems

[Home](#)

[Calendar](#)

[ICSJWG](#)

[Information Products](#)

[Training](#)

[Recommended Practices](#)

[Assessments](#)

[Standards & References](#)

[Related Sites](#)

[FAQ](#)

## Downloading and Installing CSET

Download CSET using the link at the bottom of this page. After clicking the link, you will be asked to identify yourself and will then be given the opportunity to download the file `CSET_6.2.iso`.

The CSET download is in a file format known as "ISO." This file is an "image" of the equivalent installation files included on the CSET CD. Because of this format, it is necessary to process the download using one of the following methods:

1. **Uncompressing the File** - Open the file using any one of the newer compression utility software programs.
2. **Mounting the File** - this method loads the ISO file using utility software to make the file appear like a virtual drive with the original CD loaded.
3. **Burning the file to CD** - this method uses CD-burn software and the ISO file to burn the files onto your own CD to create a physical disk identical to the CSET original.

These methods require separate software utilities. There are a variety of both free and purchased utility programs available through the Internet that will work with the ISO file format. As DHS does not recommend any specific application or vendor, it will be necessary for you to find a product that provides the necessary functionality. Step by step instructions for each method are provided below:

### Uncompressing the File

1. CLICK the "Download CSET" link at the bottom of this page and complete the requested information to download the ISO file.
2. SAVE the file to your hard drive of choice (i.e., your computer hard drive or USB drive) maintaining the file name and extension (.iso).
3. OPEN the ISO file with a compression utility program and SAVE the files to your hard drive of choice maintaining the original names and file extensions.
4. COMPLETE the *Installing the CSET Program* instructions below.



# Homeland Security