



THE UIDP

UNIVERSITY – INDUSTRY
DEMONSTRATION PARTNERSHIP

GUIRR Update - February 19, 2007

Robert Killoren, President

Associate VP for Research & Executive Director
The Ohio State University Research Foundation

Susan Butts, Vice President

Sr. Director, External Science & Technology Programs
Dow Chemical Company

UIDP

<http://www.uidp.org>

University-Industry Demonstration Partnership



Update

- **First Meeting – December 12-13, 2006**
- **Memberships**
 - 43 Universities
 - 15 Companies
 - 171 Individuals
- **Founder's Circle Perspective**
- **Governance**
- **Defining “Project Space”**



Evaluate Parameters and Map the Project

Relative Investment
1 = high for University
-1 = high for Sponsor

Invention Probability

1 = high probability of patent
-1 = low probability of patent

Nature of Research

1 = Fundamental
-1 = Applied

UIDP

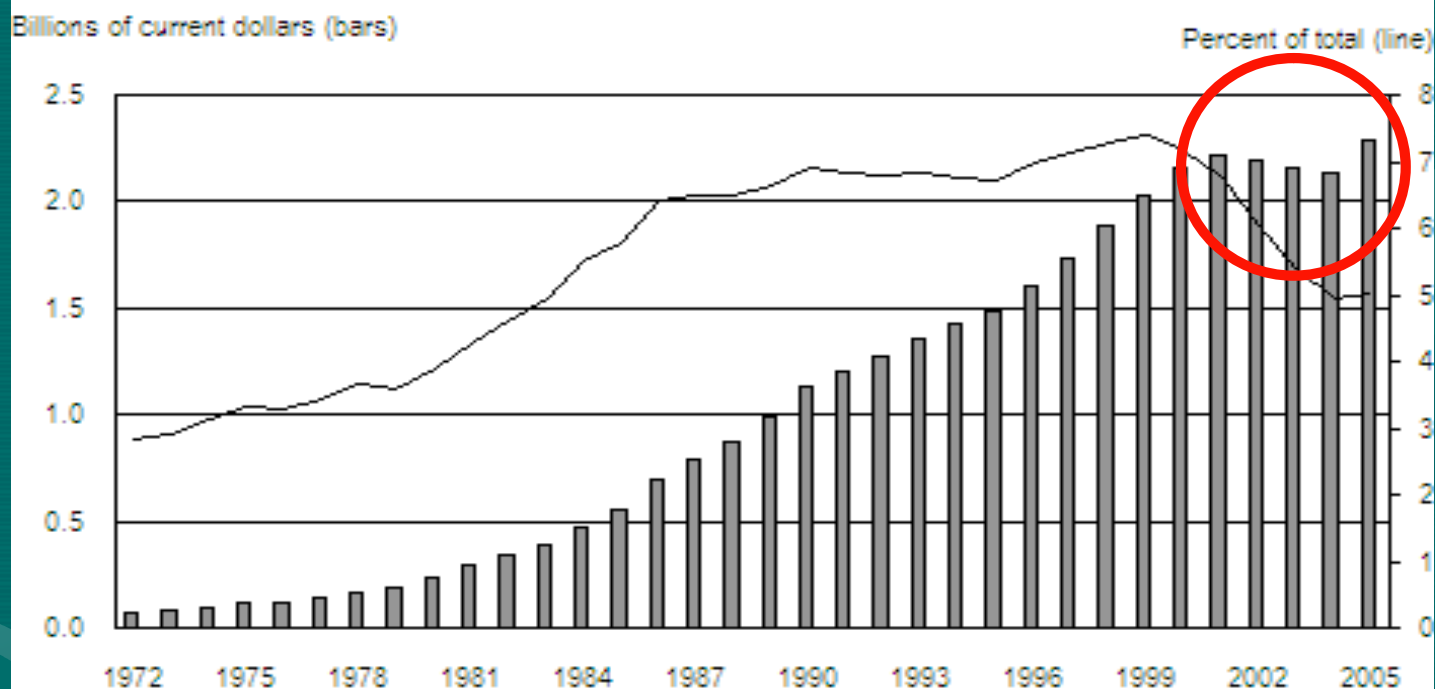
University-Industry Demonstration Partnership

<http://www.uidp.org>



Academic R&D from Industry

FIGURE 1. Industry financed R&D expenditures at universities and colleges: FY 1972–2005



NOTE: Survey began annual data collection in FY 1972.

SOURCE: National Science Foundation/Division of Science Resources Statistics, Survey of Research and Development Expenditures at Universities and Colleges, FY 2005.

From NSF
InfoBrief
Published
January 2007

UIDP

University-Industry Demonstration Partnership

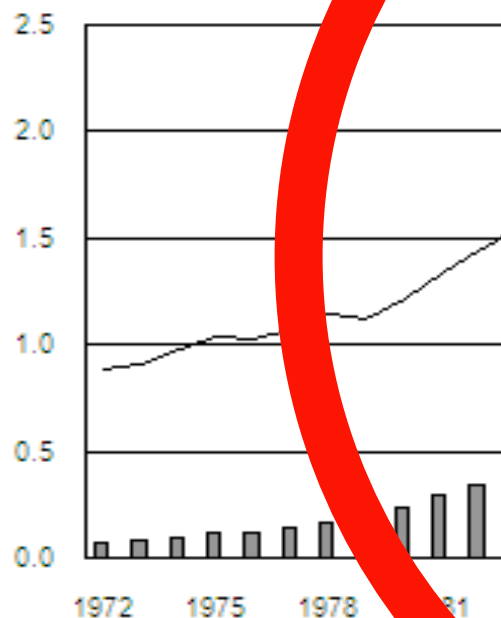
<http://www.uidp.org>



Academic R&D from Industry

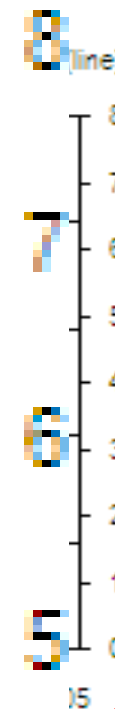
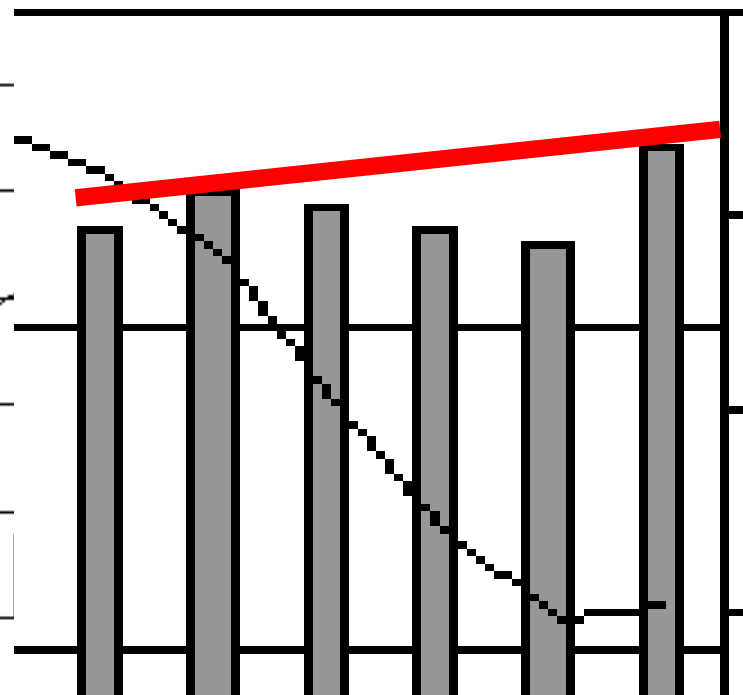
FIGURE 1. Industry financed R&D expenditures

Billions of current dollars (bars)



NOTE: Survey began annual data collection in FY 1972.

SOURCE: National Science Foundation, Division of Science Resources Statistics, Survey of Research and Development Expenditures at Universities and Colleges, FY 2005.



From NSF
InfoBrief
Published
January 2007

UIDP

University-Industry Demonstration Partnership

<http://www.uidp.org>