

Modernizing Federal Statistics: Census Innovation Measurement Initiative

Ron Jarmin
Assistant Director for
Research and Methodology
U.S. Census Bureau

May 12, 2015

Innovation Measurement Initiative

- Collaborative research project between Census, University of Michigan, Ohio State, University of Chicago and NYU.
- Integrate university data on federally funded research grants with Census Bureau data assets
- Produce statistics consistent with the Bureau's economic and social measurement mission and directly relevant to the data provider.

IMI Background

- Census Goals:
 - Improve measurement of small but important sector of the economy
 - Address data gaps in the measurement of innovation and relation to economic growth
 - Learn how to collaborate with data providers to deliver data products they value
 - Prototype project that can be scaled and extended to other sectors of the economy

IMI Background

- Innovative Aspects:
 - Collaboration with the University of Michigan's Institute on Research in Innovation and Science (IRIS)
 - Experiment with utilizing “fat pipe” of data for a sector of the economy
 - The University data is complementary to business and household data at Census
 - Makes extensive use of skills our staff learned through the Big Data classes

Mashing up University Admin data and Census Bureau Data to Create New Statistics

- Key Census Datasets
 - Business Register – Employer and Nonemployer
 - Used for Matching business records
 - PVS System
 - Used for Matching person records
 - LBD
 - Data underlying the Business Dynamics Statistics
 - LEHD
 - Data underlying the Quarterly Workforce Indicators

Prototype Hot Report

Explore outcomes of Federal research funding to State University

Select a tab to view outcomes related to people and research vendors

[Earnings & Placements](#) [Vendors](#)

State University Snapshot

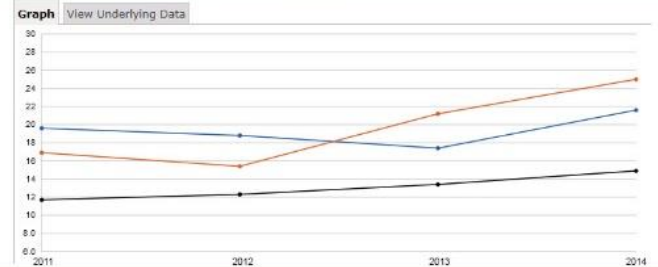
All Employees who were funded on federal awards and left the university in 2012 went on to work in the following sectors:

Type of Employee:

- All Employees
- Students
- Postdocs

Left University:

- 2010
- 2011
- 2012



[Export Data](#) | [Export Image](#)

Talking Points:

Lorem ipsum dolor sit amet, consectetur adipiscing elit. Sed vel fincidunt ipsum, quis tristique nisi. Vivamus vitae efficitur justo. Nulla eget aliquet dui. Integer pharetra non mi vitae elementum. Curabitur vulputate sit amet eros in condimentum. Morbi semper, purus ac volutpat tempus, dolor orci elementum quam, in suscipit sapien ex ki sem. Morbi nec pellentesque augue.

Lorem ipsum dolor sit amet, consectetur adipiscing elit. Sed vel fincidunt ipsum, quis tristique nisi. Vivamus vitae efficitur justo. Nulla eget aliquet dui. Integer pharetra non mi vitae elementum. Curabitur vulputate sit amet eros in condimentum.

Top industries and the percent of all employees working in that industry from (2011 – 2014)

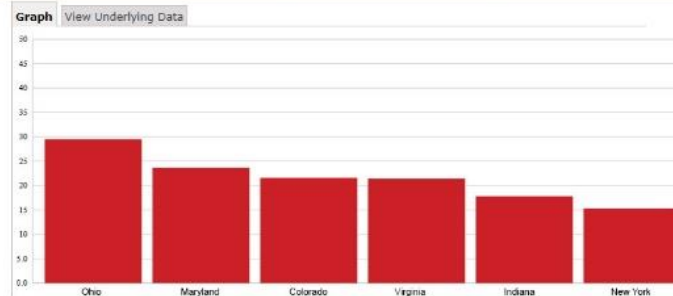
- 2 NAICS Code
- 3 NAICS Code
- 4 NAICS Code

NAICS	INDUSTRY DESCRIPTION	U.S. DISTRIBUTION	STATE UNIVERSITY
31	Manufacturing	%	%
22	Utilities	%	%
23	Construction	%	%
51	Information	%	%
61	Educational Services	%	%

All Employees who were funded on federal awards and left the university in 2012 went on to work in the following states:

Left University:

- 2010
- 2011
- 2012



[Export Data](#) | [Export Image](#)

Talking Points:

Lorem ipsum dolor sit amet, consectetur adipiscing elit. Sed vel fincidunt ipsum, quis tristique nisi. Vivamus vitae efficitur justo. Nulla eget aliquet dui. Integer pharetra non mi vitae elementum. Curabitur vulputate sit amet eros in condimentum. Morbi semper, purus ac volutpat tempus, dolor orci elementum quam, in suscipit sapien ex ki sem. Morbi nec pellentesque augue.

Lorem ipsum dolor sit amet, consectetur adipiscing elit. Sed vel fincidunt ipsum, quis tristique nisi. Vivamus vitae efficitur justo. Nulla eget aliquet dui. Integer pharetra non mi vitae elementum. Curabitur vulputate sit amet eros in condimentum. Morbi semper, purus ac volutpat tempus, dolor orci elementum quam, in suscipit sapien ex ki sem. Morbi nec pellentesque augue.

Explore outcomes of Federal research funding to State University

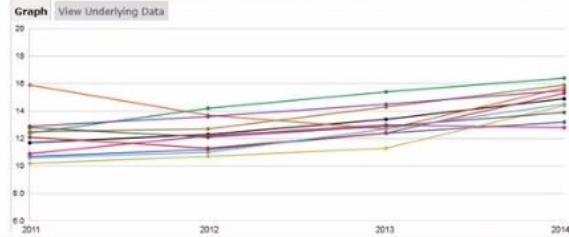
Select a tab to view outcomes related to vendor and research vendors

- Earnings & Placements
- Vendors

State University Snapshot

Researchers at State University have purchased goods and services nationwide from vendors and collaborators in industries X, Y, and Z, between 201X and 201Y

- 2 NAICS Code
- 3 NAICS Code
- 4 NAICS Code



Export Data | Export Image

Talking Points:

Lorem ipsum dolor sit amet, consectetur adipiscing elit. Sed vel trincidunt ipsum, quis tristique nisi. Vivamus vitae efficitur justo. Nulla eget aliquet du. Integer pharetra non mi vitae elementum. Curabitur vulputate sit amet eros in condimentum. Morbi semper, purus ac volutpat tempus, dolor orci elementum quam, in suscipit sapien ex id sem. Morbi nec pellentesque augue.

Lorem ipsum dolor sit amet, consectetur adipiscing elit. Sed vel trincidunt ipsum, quis tristique nisi. Vivamus vitae efficitur justo. Nulla eget aliquet du. Integer pharetra non mi vitae elementum.

Vendor characteristics for the top 10 industries providing goods and services on federal research awards to State University 2010-2014

- 2 NAICS Code
- 3 NAICS Code
- 4 NAICS Code

NAICS	INDUSTRY DESCRIPTION	EMPLOYMENT		AVERAGE WAGE		AGE	
		U.S.	State Univ.	U.S.	State Univ.	U.S.	State Univ.
31	Manufacturing	#	#	\$	\$	#	#
22	Utilities	#	#	\$	\$	#	#
23	Construction	#	#	\$	\$	#	#
51	Information	#	#	\$	\$	#	#
61	Educational Services	#	#	\$	\$	#	#
42	Wholesale trade	#	#	\$	\$	#	#
52	Finance and insurance	#	#	\$	\$	#	#
53	Real estate & rental and leasing	#	#	\$	\$	#	#
62	Health care & social assistance	#	#	\$	\$	#	#
72	Accommodation & food services	#	#	\$	\$	#	#

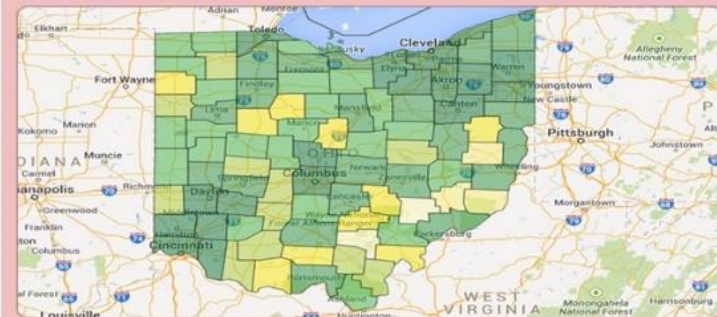
Export Data | Export Image

Talking Points:

Lorem ipsum dolor sit amet, consectetur adipiscing elit. Sed vel trincidunt ipsum, quis tristique nisi. Vivamus vitae efficitur justo. Nulla eget aliquet du. Integer pharetra non mi vitae elementum. Curabitur vulputate sit amet eros in condimentum. Morbi semper, purus ac volutpat tempus, dolor orci elementum quam, in suscipit sapien ex id sem. Morbi nec pellentesque augue.

Lorem ipsum dolor sit amet, consectetur adipiscing elit.

Expenditures to county vendor from Federal research awards to State University



Lorem ipsum dolor sit amet, consectetur adipiscing elit. Sed vel trincidunt ipsum, quis tristique nisi. Vivamus vitae efficitur justo. Nulla eget aliquet du. Integer pharetra non mi vitae elementum. Curabitur vulputate sit amet eros in condimentum. Morbi semper, purus ac volutpat tempus, dolor orci elementum quam, in suscipit sapien ex id sem. Morbi nec pellentesque augue.

Lorem ipsum dolor sit amet, consectetur adipiscing elit. Opti sapien ex id sem. Morbi nec pellentesque augue.