


Jonathan Kershaw

Former Fellow, Emerging Leaders in Science and Society

Postdoctoral Research Associate, Purdue University



My motivators



Impactful Service

Professional Development

Knowledge Sharing

Why join ELISS?


Impactful
Service

Professional
Development

Knowledge
Sharing

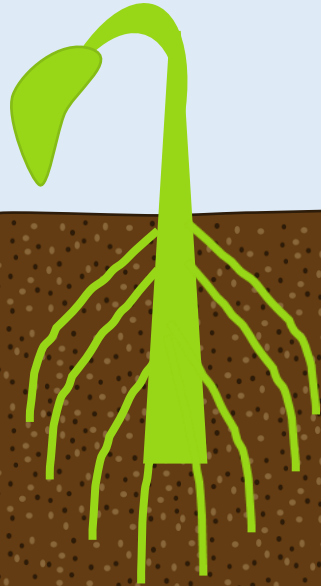
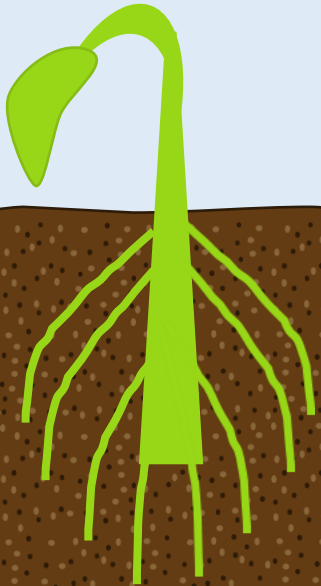



Nourishing Growth



Interdisciplinary
Collaboration




Policy



Bearing Fruit


Research approach:

- Activist
- Collaborative
- Interdisciplinary




ELISS Environment

Experiential
Learning



Skills



Knowledge



Share



Key issues

- How can we move from a culture of independence to interdependence?
- How can we encourage a culture of mentoring?
- How to provide more professional development opportunities for students?
- How can we help undergraduate students have a better idea of the role of graduate school?